

educo

Playful learning for life



heutink.
international



Educo 2015-2016 Catalogue



Educo introduces young children to language, mathematics and writing in a playful and creative way. Our educational products integrate playing and learning... That's what makes Educo unique!

Our vision

Educo is based on three principles: play, learn, and life.

Play

Educo makes learning playful, explorative, and challenging. All of our products stimulate young children to play. As a result, they develop specific, important skills in a natural way and learn through play!


Learn

Educo forms a solid base for learning. Our emphasis on play-based learning incorporates play-based teaching. Educo provides clear guidelines for learning and instruction. Our products are categorized into developmental goals and specific skills. That's why playing an Educo game or solving an Educo puzzle effectively stimulates the learning experience.

Life

We help young children to understand the ways of the world. Educational goals are strengthened by associating them with everyday situations. The Educo products use daily life experiences to encourage and reinforce key concepts. A solid base for development!

www.educo.com



About Educo 2

Mathematical Play 6

Numeracy

Number sense and counting	8
Operations	20

Measuring

Length, area and perimeter	27
Volume	30
Weighing	31
Money	33
Time and planning	34

Geometry

Colour and shape	38
Sorting and serializing	46
Spatial orientation	53

Language play 64

Words

Vocabulary	66
------------	----

Speech

Communication	69
---------------	----

Discrimination

Auditive discrimination	74
Visual discrimination	78
Tactile discrimination	86

Motor play 88

Motor development

Fine motor skills	90
Gross motor skills	103

Puzzle play 108

Play and solve

Knob puzzles	110
Inlay puzzles	113
Jigsaw puzzles	114
Layer puzzles	131
Floor puzzles	135

Dramatic play 138

Pretend

Furniture and accessories	140
Dressing up	161

Build and play 164

Create

Building and construction	166
Transport	169

Active play 172

Play and experience

Sand and water	174
----------------	-----


Creative play 176

Music

Instruments	178
-------------	-----

Index 182

The Jegro and Toys for Life products in this catalogue are in transition due to reclassification of the Heutink International brands. Soon all these products will be part of the brand Educo.



Making the world a better place

We keep children and the environment in mind. Therefore, we focus on developing high-quality and safe educational products. Our main production principles are quality, safety, and durability.

Quality

We use sustainable materials, such as wood from European forests and European water-based inks and paints. A strict quality control guarantees unsurpassed products.

Safety

Our products meet the demands of various toy safety regulations and comply with the Directive 2009/48/EC on the safety of toys, including EN71 and ASTM.

Durability

Our products are designed and manufactured to endure a tough life in childcare and schools for many years.

Always striving for high standards, our factories are certified with the ISO 9001 Quality Standard and the ISO 14001 Environment standard.



Educo. A Heutink brand

Educo is one of the brands produced by Heutink International.

Heutink International provides the very best global educational brands, which are geared towards learning through play. Together with our team of educational specialists, we design and develop innovative materials aimed at supporting play and development. These materials are based on internationally proven curricula and learning goals, meaning that our products are always high quality and geared towards the needs and wishes of our target audience. Besides supplying a wide range of educational products, we also offer training and support for teachers and distributors. We believe in education and collaboration.

After all, development isn't something you do alone.



www.heutink.com

Pricelist, pictures and video instructions

www.educo.com



Custom solutions

Have you developed an educational plan or an idea for an innovative product? Heutink International can help you to realise your plan. We offer the option to manufacture your product in one of our factories. That means you will always have access to the best quality at a great price. And, your products will feature your own branding. Please contact us for information about prices and options.

We also offer our suppliers tailor the option for 100% made solutions. Please feel free to contact us about the production of high-quality, customised products. Heutink International lets you add your brand name or logo to products which are part of the very best educational brands available worldwide. This is one of the ways we help children grow. Please contact us for information about prices and options.

Icons



The product will be delivered flat packed.



The product complies with international safety standard ASTM (USA).



A video instruction is available on a USB flash drive.



Product for the Dutch market.



All items with the Free On Board logo can be purchased FOB Ningbo China when ordered in outer cartons quantities and a minimum order amount of € 5.000,00



An app is available on the App Store

Encourage children to develop their mathematical skills

Play with math materials and become
a true mathematician.

Mathematical play



Mathematical play

Numeracy

Number sense and counting

Operations

Number sense and counting

Number sense and counting are all about getting to know the symbols, meaning, positions, and representations of numbers. The main goal for children is to be able to use the symbols and ordinals, determine an amount and develop insight into quantities and meaning of numbers. Counting objects, dialling a phone number and connecting numbers to quantities are activities which stimulate number sense and counting.



► Find and count on colour

A fun way to learn about colours, counting and number sense. Look at and explore the colourful theme boards. Assignment strips show 4 colours. For each item found in that colour, place a bead on the stand. Flip the game strip over for the answers - shown in both dots and numbers. Self-checking. Contents: 6 theme boards, 6 assignment strips (coded by themes; key on reverse), 50 beads, wooden stand, manual. Wooden box with lid (36 x 24 x 8.5 cm).



523.041 *find and count on colour*
available separately



523.066 *additional wooden stand*

523.886 *set of 100 red beads*

► Find and count

Look at and explore the highly detailed theme board scenes. Count the assigned images. Children keep track of each image found by placing a bead on the stand. Flip the game strip over for the answers - shown in both dots and numbers. Self-checking. Contents: 6 theme boards, 6 assignment strips (coded by themes; key on reverse), 50 beads, wooden stand, manual. Wooden box with lid (36 x 24 x 8.5 cm).



522.884 *find and count*
available separately



522.885 *additional wooden stand*

523.886 *set of 100 red beads*



▶ Find and count until 20

Find the four assigned theme items.
Each item has two poles to record the count with beads. Counting goes until 20. Self-checking.

Contents: 6 theme boards, 6 assignment strips (coded by themes; key on reverse), 100 beads, wooden stand, manual.

Wooden box with lid (36 x 24 x 8.5 cm).



523.240 *find and count until 20*

available separately

523.244 *additional wooden stand*

523.886 *set of 100 red beads*

◀ Numerix

Explore the colourful theme board scene to stimulate vocabulary and observational skills. Select an image from the colour coded playing cards. Find them all in the scene. Collect a token for each one found and compare with the key count. Self-checking.

Contents: 4 theme boards, 40 double-sided cards, 40 tokens, manual.

Wooden box with lid (20 x 20 x 3 cm).



302.100 *numerix*



▶ Sunbeam game

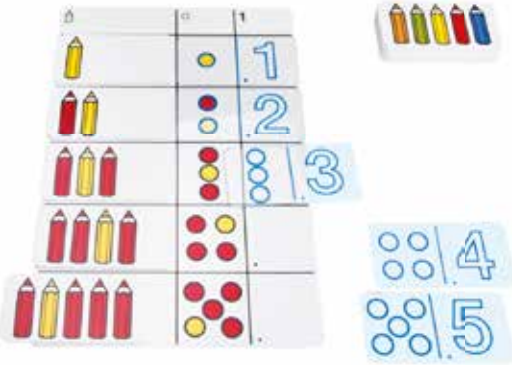
Make strategic decisions to collect as many sunbeams as possible. Discover all ways to make 5. Play at various levels to stimulate analytical and logical thinking.

Contents: 32 plastic sunbeams, 24 plastic cards with quantities, 2 wooden dice with dots 1-3, manual.

Wooden box with plastic lid as playing field (30 x 30 x 3 cm).

390.4425 *sunbeam game*





◀ Pencil counting game

Associate quantities up to 5 with their number symbols.
Find the right pencil card to the assignment card with coloured circles. Then place the transparent card with matching number to check yourself. Self-checking.

Contents: 5 plastic assignment cards, 25 white plastic cards, 25 transparent plastic cards, manual.

Wooden box with separate lid (32 x 27 x 3.5 cm).

390.9914 pencil counting game

▶ Beads counting game

String beads on laces creating patterns as shown on the assignment cards or use your imagination. Learn to recognise shapes and colours, develop spatial reasoning, early math and fine motor skills.

Contents: 24 plastic assignment cards with 48 assignments, 180 plastic beads in 6 shapes and 5 colours, 10 red cotton laces, manual.

Transparent plastic bucket with lid (13.5 x 13 cm).



300.4275 beads counting game

▼ Counting memory

Colourful memory game with numbers and quantities up to 6 illustrated with party images.

Learn to combine quantities and number symbols and train the visual memory.

Contents: 24 plastic cards with numbers, 24 plastic cards with quantities, manual.

Wooden box with hinged lid (12.5 x 10.5 x 6 cm).

390.4420 counting memory





▶ Tug of war quantities

Two players take the top card from their stack and compare. The player with the card with most objects may pull the rope as many notches as the die shows. The first player to pull the flag past the rod wins.

Contents: 20 plastic cards with quantities, wooden die with dots 1 - 6, manual. Plastic playing field with wooden holder (54 x 11.5 x 6.5 cm).

390.5095 *tug of war quantities*



▶ Counting memo

Play games using one to one correspondence or by matching identical numerals. Children's counting, matching and memorization skills are strengthened. Game boards can provide a starting point for play or use cards individually to create match and memory games.

Contents: 6 game boards, 48 cards with numbers, dots and images, manual.

Wooden box with lid (34 x 20 x 7 cm).

523.042 *counting memo*



▶ Serpa

Serpa introduces young children to counting, quantity and symbol relationships. Experiment with sequencing numbers correctly, showing "more than and less than," knowing 1- 10 symbol correspondence and learning quantities at a glance.

Contents: 45 plastic cards, manual.

Wooden box with lid (24 x 24 x 3.5 cm).

307.000 *serpa*





◀ Inlay board fingers and toes

Inlay puzzle board with 10 colourful fingers and toes helps introduce number correspondence. Each finger or toe features a number and the inlay board corresponds numerically in dots. Practicing putting the pieces into place helps children gain in dexterity and shape awareness.

Contents: 9 mm beech plywood puzzle (36.5 x 36.5 cm), manual.

522.969 *inlay board fingers and toes* **FOB** **ASTM**

▶ Number puzzle 1-10

Number puzzles 1 - 10 clearly introduces one to one number correspondence to children. Count the dots and match with a number symbol. Check answers by fitting the puzzle pieces together. Children learn that successive numbers increase and decrease in value by one. Self-checking.

Contents: 20 pieces - 10 two piece puzzles with numbers and dots, manual.

Wooden box with lid (16 x 9 x 5 cm).

FOB **ASTM** 353.000 *number puzzles 1 - 10*




▼ Counting diagram 1 - 10

Play tiles depict one number value across rows and successive numerals down columns. Children learn to count items, match quantities and combine quantities with number symbols.

Contents: wooden puzzle boards (34 x 34 cm), 25 tiles, manual.

FOB **ASTM** 522.176 *counting diagram 1 - 5*
522.177 *counting diagram 6 - 10*




▼ Counting diagram 11 - 20

Play tiles depict one number value across rows and successive numerals down columns. Children learn to count items, match quantities and combine quantities with number symbols.

Contents: 2 wooden puzzle boards (34 x 34 cm), 50 tiles, manual.

FOB **ASTM** 523.195 *counting diagram 11 - 20*





▶ Counting circle

Jigsaw wedges have three styles of numerals. Each wedge of cake sequentially goes up to 10. Work puzzle by wedges first or move in concentric circles by adding the values in order. Increase difficulty by starting at a value other than one or by working backwards from ten.

Contents: wooden jigsaw board (33.5 x 33.5 cm), 10 wooden dot pieces, 10 wooden numbered pieces, 10 wooden symbol pieces.

FOB **ASTM** 522.053 counting circle



◀ Tello

With Tello, number constants and one to one correspondence is exercised. Children make equal quantities by using various objects. Play in a group or individually and practise number fluency up to 10.

Contents: 5 plastic play boards, 30 plastic number/symbol cards, 55 plastic tree fruit, 55 plastic tiddlywinks, 55 plastic pawns, manual. Wooden box with partitions and lid (41 x 20 x 6 cm).

522.496 tello **FOB**



▶ Counting panorama

Children use counting and observational skills to complete these data game charts. Cross reference the game chart to apply the correct graphic image in the correct amount. By matching the values from the horizontal and vertical axes, children begin to be acquainted with charts.

Contents: 6 data charts, 150 cards, manual.

Wooden box with partitions and lid (34 x 34 x 7 cm).

FOB **ASTM** 522.498 counting panorama



◀ Counting street

Deliver letters and learn to count to 10. Find the missing number in a series, addition and subtraction and number correspondence. Build teamwork by pairing up children to take turns delivering letters based on verbal directions and cues. Children can also work individually and deliver a number of envelopes to each house based on colour and numerals. Self-checking.

Contents: 2 stands, 2 rows of houses, 16 assignment cards, 10 house numbers (numbers and dots), 100 multi-coloured envelopes, manual.
Wooden box with lid (36.5 x 14 x 10.5 cm).



522.882 *counting street* FOB ASTM



▶ Beetle counting game

Match sets of beetle wings featuring dots and numbers. Combine dots with dots and numbers with numbers or both for more difficulty. Develop counting skills and number recognition up to 12. Self-checking.

Contents: beech wood frame (40 x 40 cm), 50 wing tiles (2.5mm plastic), manual.



FOB ASTM 522.102 *beetle counting game*

▶ Thematic counting game

Children realize the value of equal sets as remaining the same, even when spread out, squeezed together or rearranged.

Place the image cards next to the story board with the logical order or matching numeric value. When correct, turning all cards over onto the story board reveals one large image. Self-checking.

Contents: 8 story boards (2.5 mm plastic), 64 image cards (2.5 mm plastic), manual.

Wooden box with lid (34 x 20 x 6 cm).



522.401 *thematic counting game* FOB ASTM



▶ Coloursticks

Multi-coloured rings, sticks and multiple dice give a wide variety of game play. Children aim to be the first to fill up their stick or sticks by throwing dice to collect rings. This game gives children experience with addition and subtraction.

Contents: stand with 6 dowels, 60 rings multi-coloured, 4 die: + and - , dots to 6, numbers to 6, each colour per side, manual.

FOB 523.125 coloursticks



◀ Number game magnetic

Counting game with various possibilities to get acquainted with amounts up to 10 and corresponding number symbols. Throw the dice, slide beads onto the rods and place the right magnetic numbers.

Contents: 10 magnetic number cards 0 - 9, 5 plastic rods, 50 plastic beads in 5 colours, 2 wooden dice with dots 1-6, wooden die with numbers 1 - 5 and 1 blank side, manual.

Wooden box with transparent lid (32 x 21.5 x 3.5 cm).

301.1111 number game magnetic





◀ Counting hands

Objective way for students to recognize quantities at a glance. Counting hands help children to trust their number skills and move away from using their own fingers.

Contents: 2 wooden hands on a wooden base with 10 bendable fingers, manual.

523.001 counting hands **FOB**

▶ Counting eggs

The 10 unbreakable eggs are magnetically held into place for class instruction. The egg box lid is a whiteboard surface. Children can compete to correctly answer equations written on the box lid with a dry erase marker (not included). Open the box to check the answer by counting the eggs.

Contents: wooden egg box with partitions and strong magnet, wooden framed whiteboard lid, 10 wooden eggs with magnets, manual.



FOB 523.002 counting eggs

◀ Number Box

A wide variety of materials fit inside this box with a whiteboard lid. Quantities or numbers can be written on the lid with a dry erase marker (not included).

The transition from concrete to abstract is made complete by opening the box to count items and closing the lid to see the written number.

Contents: wooden box (inside dimensions: 11 x 11 x 11 cm), whiteboard lid, manual.



577.009 number box **FOB**



▶ Balancing monkeys

Hang the monkeys on the tree and keep it balanced.
Develop mathematical skills by calculating the correct distance required in order to keep the monkeys balanced.
Contents: tree stand with 6 holes, 6 monkey figures.

106.300 *balancing monkeys*



▶ Giant die

Die made from soft plastic, safe to handle and roll quietly.
Easy to clean so suitable for indoor as well as outdoor use.
The dots die helps children to inculcate number representations up to 6. The number die helps children to inculcate number symbols up to 6.

301.1510 *number die green*

301.1501 *dot die blue*

301.1502 *dot die red*





◀ Number stamps

Helps to visualise numbers when children are not able to write them yet. The size of the handles is especially designed for children hands.

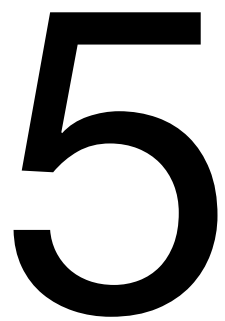
Contents: 18 rubber stamps with wooden handle (numbers 0-9, math signs + - : x < > • =).

Height of stamp print 4.1 cm.

Wooden box with hinged lid (29.5 x 14 x 4.5 cm).

184.1001 number stamps

184.1002 number stamps outline



184.1001 - actual size



184.1002 - actual size

▼ Number stamps in box

Contents: 15 rubber stamps with wooden handle (numbers 0-9, math signs + - : x =).

Height of stamp print 2.5 cm.

Blue plastic box with transparent lid (35 x 8.5 x 4 cm).

184.0000 number stamps in box



actual size



actual size

◀ Number stamps up to 20

This set contains number stamps with 2 digits, which makes it easy to stamp numbers 10 - 20 in 1 stamp.

Contents: 24 rubber stamps with see-through grip (numbers 0-20, math signs +, - and =).

Height of stamp print 1.8 cm.

Wooden box with separate lid (26 x 16 x 5.2 cm).

184.4000 number stamps up to 20



▶ Number shapes

Follow the shapes of the numbers with your index finger or with the wooden pen. The shapes feature arrows with small numbers to learn the correct way of writing. Develop early writing skills as well as fine motor skills.

Contents: 10 blue plastic plates with relief of 0.5 cm, with numbers 0 - 9 in 2 sizes (the largest number is 9.5 cm and the smallest 7 cm), 2 wooden 'pens', manual.

Wooden box with hinged lid (29.5 x 20.5 x 7 cm).

131.5000 *number shapes*



◀ Rail-number stamps

Helps to visualise numbers when children are not able to write them yet. The stamp print has an opening so children can practise writing and start with the beginning of the number shape. The size of the handles is especially designed for children hands.

Contents: 12 rubber stamps with see-through grip (numbers 0 - 9, math signs + and -)

Height of stamp print 2.5 cm.

Red plastic box with transparent lid (19.5 x 8 x 4 cm).

184.3000 *rail-number stamps*



actual size

Mathematical play

Numeracy

Number sense and counting

Operations

Operations

Operations are all about adding, subtracting, multiplying and dividing certain amounts. The main goal for children is to understand changes in quantities. Getting on or off a bus, sharing building blocks with two of your friends, or simply solving math sums are activities that stimulate an understanding of operations.



◀ Contini

Have fun learning the quantities 1 - 6. Learn to see the relationship between quantities, number symbols and their values. Children will also learn to determine a quantity at a glance and do simple addition sums up to six. Contents: 8 boards; 4 with apples and 4 with numbers, 2 spinners, 72 cards: 4 x 6 with apples, 4 x 6 with figurines and 4 x 6 with numbers, manual. Wooden box with lid (24 x 24 x 4 cm).

307.800 *contini*

▶ Partition jewels

Learn to partition numbers up to 6 with these colourful blocks. The jewels stimulate counting, comparing and insight in number relations. Place for example 2 blocks with 3 jewels to a block with 6 jewels. Compare blocks of various lengths and colours to develop spatial reasoning and logical thinking skills. Contents: 11 wooden blocks with jewels in 6 lengths and colours.

523.313 *partition jewels*





▶ Dotsy

With Dotsy the ladybug, children learn the different number combinations from 1 - 10. Each wing is different in dots and 5 is the largest number represented. Children create a ladybug by counting dots and adding 2 wings to a leaf. Dotsy, indirectly prepares children for the addition of numbers through 10. Self-checking.

Contents: 2 leaf shaped play boards (recesses for wings), 48 round assignment cards, 62 wings, 2 answer charts, manual.

Wooden box with lid (26.2 x 18.6 x 4.1 cm).

FOB **ASTM** 307.200 dotsy



◀ Apple tree counting set

Assignment board trees each have 10 holes and are assigned numerals from 1 - 10. Children use green and red apples to fill the tree with the needed amount. Adding apples to trees is a tactile and vivid way to learn number combinations.

Contents: 10 wooden assignment boards with trees, 60 red and green apple pegs, manual.
Wooden box (15 x 14 x 5 cm).

342.900 apple tree counting set **FOB**

▶ Number game

Create tactile equations using coloured, numbered / dotted and signed chips. Students learn the math signs (+, -, =) and create additions and subtractions.

Children physically and verbally represent the properties of addition and subtraction.

Contents: 216 wooden markers in 6 colours, tiles with numbers up to 10 and equation symbols, manual.

Wooden box with partitions and lid (34 x 20 x 6 cm).

FOB **ASTM** 522.152 number game





▶ Number chains

Learn to split up numbers up to 10 and practise additions. Fill the chains in different ways with plastic counters and combine them with cards with sums. By doing this children practise matching quantities with number symbols.

Contents: 51 plastic assignment cards with chains, 51 plastic cards with sums, 100 red and 100 blue plastic counters, manual.
Wooden box with separate lid (32.5 x 13.5 x 4.5 cm).

301.8120 number chains

▶ Find and add

Calculating game in which children search for depicted items on theme plates. First, they look for the amount on the left picture and slide the same number of beads on the first rod. Then, they look at the right picture and slide the same number of beads on the second rod. On the third rod they slide the total amount of beads. A nice game with sums up till 10 in 2 different levels.

Contents: 4 theme boards, 24 assignment strips (coded by themes; key on reverse), 60 beads, wooden stand, manual.
Wooden box with lid (36 x 24 x 8.5 cm).



523.299 find and add

available separately

523.066 additional wooden stand

523.886 set of 100 red beads

▶ Help Kitty Help

Where will the pointer stop? Will you get some cheese or lose some? Be aware of the mice, they love cheese. Luckily you have cats to help you. The first player to collect 10 cheeses and has no mice wins. Develop number skills up to 10 and logical thinking skills.

Contents: 4 plastic cards, 12 plastic cards with mice, 40 yellow wooden cheeses, die with dots 1-3, manual.

Wooden box with plastic lid as playing field (31 x 31 x 3.5 cm).



390.4403 help kitty help

390.4404 help kitty help in cardboard box



▶ Comparant

Students compare quantities, count, add, subtract and work within a grid.

Use math signs (>, =, < as well as +, -) to make sums. Represent work in multiple ways; grasp commutative and other properties.

Contents: 1 game board box lid (32 x 32 x 9 cm),

5 large theme cards, 10 assignment cards,

6 comparison strips; 3 comparison cards,

20 dot numeral cards, 20 number cards,

red and yellow chips, 20 each; geese, houses,

people and trees, 12 signs; 4 (+, -, =),

3 signs (>), manual.

Wooden box with partitions (32 x 32 x 9 cm).

FOB **ASTM** 393.000 *comparant*



▼ Calculino

Practise addition and subtraction. Work independently or in pairs with this self-checking material. When working in pairs one child reads out the exercise and the other child places the puzzle piece with the correct answer on the table. After the assignment card is completed, check the puzzle pieces on the back.

Contents: 12 wooden puzzle pieces,

20 assignment cards, manual.

Wooden box with lid (25.6 x 17.6 x 2.9 cm).

303.000 *calculino*






◀ Five in a row

Game assignment cards introduce -1 and +1 and = in this preparatory math matching game. Children simply match the assignment cards along each axis. The wooden stand (available separately) allows children to check their work easily because of the self-check on the back. Contents: 8 assignment cards, 32 symbol cards (-1,+1, =), 128 image cards, manual. Wooden box with partitions and lid (31 x 29 x 8).

522.237 *five in a row*   
available separately:
522.200 *game stand*

▶ Game stand


Game stands save table space and are fun to use. Children gain clarity and instant feedback on their independent work. Allows children to feel confident and validated in their work as they see the developing self-check image come together on the back of the image cards. Contents: wooden five slotted stand, manual. Suitable for: five in a row (522.200), listening game (522.526), audio game (522.035).

  **522.200** *wooden game stand (42 x 30 cm)*



▶ Splitting tower

Splitting tower beads fall down into the 2 drawers in random arrangements. Children count the beads before release into the tower's colourful funnel. They keep a count of each collection per drawer. Optional use of drawer partitions allows for a variety of results and more participants. Contents: wooden tower (24.5 x 24.5 x 27 cm), 2 wooden drawers, 2 wooden partitions, bag of beads (200 pcs).

 **523.233** *splitting tower*





▶ Splitting machine

Drop balls into the Splitting machine, slide the lid of 1 box open and count...
 How many balls will be in the other box? Practise splitting up numbers up to 12.
 Contents: Split(s)machine, 12 plastic cards with amounts 1-12, 25 plastic cards with 2x numbers 1-12 and 1x number 0, 12 green wooden balls, manual.
 Wooden box with lid as basis for the Splitting machine (41 x 27.5 x 10 cm).

155.4000 *splitting machine*



◀ Cupcake Divide

A delicious game where children divide the cupcakes equally over the serving trays. Children practice dividing up to 6 and 12.

Contents: 6 serving trays, 12 cupcakes, 12 activity cards in 3 levels, manual.

Wooden box (19 x 16 x 3 cm).

307.900 *cupcake divide*





◀ Counting bus

Let passengers get on or off the bus to practise math skills. How many passengers take a ride with the bus? Stop signs, dice and playing cards enhance the endless variety and complexity of games and lessons. Introduce counting, adding and subtracting up to 20.

Contents: bus (91 x 18 x 18 cm), addition and subtraction exercise cards, 20 passengers (10 red, 10 white), bus stop signs, 4 dice (two coloured; signs + and -; 1 - 6; dot values), manual.

Wooden box with lid.




523.119 counting bus with four-wheel trailer - maxi FOB ASTM

▶ Counting bus with four-wheel trailer - mini

Small version of the counting bus. Ideal for small group work and remedial instruction. Create situations with the large counting bus to introduce counting, adding and subtracting up to 20, let children act out these situations individually or in pairs using the small counting bus.

Contents: bus (35 x 7 x 7 cm), 20 passengers (10 red, 10 white), manual.



FOB ASTM 523.123 counting bus with four-wheel trailer - mini

◀ Basic 10 stamps

Visualise numbers up to 10. Stamp, colour the circles and represent numbers and sums. Let your imagination run free, change the print into an egg-box, bus, train or something else to make maths even more attractive. Make multiple prints with the base 10 stamps to visualise numbers or sums up to 20 or even 100.

Contents: 2 rubber stamps with wooden handle.

Blue plastic box (10.5 x 8.5 x 5 cm)



151.0000 basic 10 stamps

Mathematical play

Measuring

Length, area
and perimeter

Volume

Weighing

Money

Time and planning

Length, area and perimeter

Length, area, and perimeter are all about measuring, comparing, and understanding the concepts of different lengths. The main goal for children is to learn how to use the right concepts of measuring. Comparing different routes (which one is longer vs. shorter), trying to make something fit, or measuring your own height are activities which stimulate the development of length, area, and perimeter concepts.



► Area

Copy shapes with help of square wooden blocks. Practice comparing and filling areas. One side of the assignment card shows the surface divided into blocks. The other side is more challenging with only the total area of the shape visible.

Contents: 16 wooden square blocks, 24 assignment cards, manual.
Wooden box with lid (15 x 10 x 4 cm).

312.900 area



◀ Zoo area

Build enclosures for every animal. Children learn to copy shapes, compare and fill areas, experiment with surfaces and discover an area's perimeter.
Contents: 4 play boards, 16 animals, 50 wooden squares, 60 fences, 6 plastic assignment cards, manual.

Wooden box with lid (28 x 18 x 5 cm).

312.800 zoo area



◀ Measure and compare

Place blocks on the assignment cards. For the exercises with only outlines you can choose which colours and lengths to use. Develop spatial reasoning and logical thinking skills by measuring and comparing blocks of various lengths and colours. Contents: 6 plastic assignment cards with 12 assignments, 25 wooden blocks in 5 lengths and colours, manual. Wooden frame (24.5 x 24.5 x 3.5 cm).

300.5250 *measure and compare*

300.5271 *measure and compare in cardboard box*

◀ Extra blocks Measure and compare

Extra blocks for Measure and compare. Enables more children to work with the assignment cards simultaneously. In addition the blocks can be used to visualise arithmetic operations, increase insight in number structure and quantities. Contents: 50 wooden blocks in 5 lengths and colours. Cotton bag (20 x 30 cm).




300.5251 *extra blocks measure and compare*

▶ Measure, compare and count

Place blocks on the assignment cards. For the exercises with only outlines you can choose which colours and lengths to use. Develop spatial reasoning, logical thinking, and counting skills by measuring, comparing and counting blocks of various lengths and colours. Contents: 6 plastic assignment cards with 12 assignments, 25 wooden blocks in 5 lengths and colours. Wooden frame (24.5 x 24.5 x 3.5 cm).

300.5260 *measure, compare and count*



▶ Extra blocks Measure, compare and count

Extra blocks for Measure, compare and count. Enables more children to work with the assignment cards simultaneously. In addition the blocks can be used to visualise arithmetic operations, increase insight in number structure and quantities. Contents: 60 wooden blocks in 6 lengths and colours. Cotton bag (20 x 30 cm).

300.5252 *extra blocks measure, compare and count*





▶ Measure, compare and add

Place blocks on the assignment cards. For the exercises with only outlines you can choose which colours and lengths to use.

Develop spatial reasoning, logical thinking and number skills by measuring, comparing and adding blocks of various lengths and colours.

Contents: 12 plastic assignment cards with 24 assignments,

50 wooden blocks in 5 lengths and colours.

Wooden box with separate lid (25 x 25 x 8 cm).



300.5270 *measure, compare and add*

◀ Pathfinder

Measure, compare and complete the path. Children take turns rolling the die and finding pieces to fit an area until the board is full or they run out of rods. Can also be played with a start and finish line using the cord. Children try to reach the finish line as quickly and resourcefully as possible.

Content: 84 rods in 6 different colours (pairs of smaller rods will equal longer rods), 2 dice with colour themes, 4 pawns, red cord, manual.

Wooden box (37 x 21 x 4.5 cm).

Wooden lid with recessed game grid.



523.239 *pathfinder*



Mathematical play

Measuring

Length, area
and perimeter

Volume

Weighing

Money

Time and planning

Volume

Volume is all about experiencing the concepts of empty and full. The main goal for children is to recognize and use these concepts in a correct way. Ordering differently filled cups from empty to full or just playing with water and sand are activities that stimulate an understanding of volume.



► Diagram Volume

Rows are created to show a gradual increase or decrease in volume. Sort the images in the diagram from empty to full and vice versa. While playing, children learn about concepts such as “more than” and “less than”.

Contents: wooden frame board (34 x 34 cm), 25 plastic tiles, manual.

FOB

523.192 *diagram volume*



Mathematical play

Measuring

Length, area
and perimeter

Volume

Weighing

Money

Time and planning

Weighing

Weighing is all about experiencing differences in weight. The main goal for children is to understand and use concepts such as heavy, light, and equal. Determining the weight of certain objects with one's hands or a scale and discovering that the weight of an object does not always seem to correspond with its size are activities which stimulate the development of weighing.



► Scales

Balance weights or compare the weight of various objects. Learn to describe what happens to the scale and why. (Weights available separately).

Children will begin to classify objects as heavy / light, despite object size.

Contents: beech wood scale (40 x 15 cm),
2 pans - plastic (ø 17.5 cm), manual.

FOB **ASTM** **522.185** scales
available separately
522.186 extra set of plastic pans




▼ Weight tubes

Plastic tubes with various weights. Explore the difference between heavy and light. Weight tubes engage abstract thinking with ideas involving 'more than' and 'less than' with equally sized objects.

Contents: wooden stand (38 x 13 cm) with
12 recessed holes, 12 plastic weight tubes, manual.

FOB **ASTM** **522.821** weight tubes



▲ Plastic weights

Plastic weights are easy to handle and durable.

Pairs are equally weighted to show balance and equality. Use with Scales (522.185).

Contents: 2 solid beech woodblocks, 4 plastic weights each, ranging from 4 - 7 cm in height, manual.

522.832 plastic weights **FOB** **ASTM**

▼ Heavier and lighter

Compare items based on a visual estimate of weight. Place 2 or 3 items in order from lightest to heaviest. When completed correctly, turning the cards over will reveal an image.

Content: 5 assignment cards, 50 image cards, manual.
 Wooden box with lid (33 x 17.5 x 4 cm).

FOB 523.241 *heavier and lighter*



▼ Tug of war weights

Two players take the top card from their stack and compare. The player with the card with the heaviest object may pull the rope as many notches as the die shows. The first player to pull the flag past the rod wins.

Contents: 20 plastic cards with weights, wooden die with dots 1-6, manual.
 Plastic playing field with wooden holder (54 x 11.5 x 6.5 cm).

390.5090 *tug of war weights*



Mathematical play

Measuring

Length, area
and perimeter

Volume

Weighing

Money

Time and planning

Money

Money is all about experiencing function and value. The main goal for children is to count, add, work out change, and recognize the different types of money. Playing a supermarket game, sorting coins, and designing price tags are activities that stimulate the development of money.

► Multiple choice unit

This multi-purpose unit is the perfect way to set up themed play situations in just a few minutes. Create a market stall, hairdressing salon, ticket office and travel agency. It's a compact piece allowing the application of many counting and money-handling activities.

Made of sturdy birch plywood.

Easy to assemble. Size: 120 x 55 x 130 cm.



522.192 *multiple choice unit*



◀ Shop playhouse

The Shop playhouse is perfect for role play. This solid varnished beech wood play shop has shelves, a service counter and a black-board. Flat pack design with a simple construction. Accessories not included.

Dimensions: 120 x 100 x 50 cm.

006.706 *shop playhouse*




**For money products
see our
Jegro catalogue!**

► Cash register

Play and practise money transactions. The register features push buttons, a money tray and a pretend credit card. Children gain a tangible sense of numbers and counting. The money display is connected to the cash register with a strong magnet. Contents: wooden cash register (24 x 24 x 13 cm), wooden money display, manual.



523.006 *cash register*



Mathematical play

Measuring

Length, area
and perimeter

Volume

Weighing

Money

Time and planning

Time and planning

Time and planning are all about experiencing time and its cycles. The main goal for children is to become aware of the structure of time. Comparing day and night, presenting the daily schedule, and keeping quiet for one minute are activities that stimulate time sense and planning.



► Diario

Diario, the daily routine game, helps children reflect on frames of time and become more organized with time. This activity emphasises the what and when of successive daily activities in a playful manner. To decide which card belongs to a particular time of day, the child has to utilise and therefore train his/her memory. In the end, the game helps train social skills because there is much to see, discuss and consider.

Self-checking.

Contents: six-sided game board (27 x 23 cm), 36 activity cards:

six for each of the six parts of the day, spinner, manual.

Wooden box with lid (28.5 x 25 x 3 cm).



307.700 *diario*



◀ Logic

Place picture cards in a logical order to tell a story. Analyze and sort the cards to make a story with a distinctive beginning, middle and end. Children work out the order and then describe the story to stimulate language skills.

Contents: 36 plastic cards,
beech wood inlay frame (40 x 40 cm).

522.448 *story logic*

FOB



▶ 3 stages story

Place 3 cards in a logical sequence and create a story. Develop logical thinking and story telling skills. Stimulate children to create their own stories and to learn reading. Contents: 30 plastic cards, manual. Wooden box with transparent lid (12 x 13 x 8 cm).

390.4424 3 stages story



◀ 4 stages story

Place 4 cards in a logical sequence and create a story. Develop logical thinking and story telling skills. Stimulate children to create their own stories and to learn reading. The cards feature self-check on the back of the cards. Self-checking. Contents: 24 plastic cards, manual. Cardboard box (24 x 24 x 5 cm).

390.4427 4 stages story



▼ 5 stages story

Place 5 cards in a logical sequence and create a story. Develop logical thinking and story telling skills. Stimulate children to create their own stories and to learn reading. The cards feature self-check on the back of the cards. Self-checking. Contents: 25 plastic cards, manual. Wooden box with transparent lid (12 x 13 x 8 cm).

390.4421 5 stages story set 1

390.4422 5 stages story set 2



▼ 6 stages story

Place 6 cards in a logical sequence and create a story. Develop logical thinking and story telling skills. Stimulate children to create their own stories and to learn reading. The cards feature self-check on the back of the cards. Contents: 36 plastic cards, manual. Cardboard box (10 x 10 x 10 cm).

390.4428 6 stages story





◀ Activity clock

This vibrant clock includes activity cards that can be placed on top of the clock so that children can match the time with their activity. Contents: wooden clock (21 x 9 x 24,5 cm), 12 carton activity cards.

106.311 activity clock

▶ Activity calendar

'What are we doing today?' Visualise daily activities and the weather during one week. The set contains magnetic cards with icons, numbers and the names of the days of the week, months and seasons. By describing what is shown on the calendar pupils expand their vocabulary and develop a sense of time. Available in different languages on request. Contents: 124 plastic cards, magnetic triangles self-adhesive, metal board (60 x 60 cm), manual. Plastic box with compartments and transparent lid (41 x 25 cm).



- 303.0202 activity calendar Dutch
- 303.0209 activity calendar English
- 303.0211 activity calendar German

◀ Resulta

Place picture cards in the order of what comes first, second and last. Expand vocabulary and stimulate language skills. Sequentially linking 3 image cards encourages logical reasoning. Play encourages developmental conversation on 16 topics. Contents: 48 plastic cards, manual. Wooden box with partitions and lid (34 x 20 x 6 cm).



522.428 resulta FOB ASTM

▶ Stamp set - smiley faces

Easy way to let children reflect on their work: were they very happy with their work, simply satisfied or did they found the task to be very difficult? Contents: 30 stamps, 2 stamp pads. Plastic box (16 x 13 x 7 cm).



523.142 stamp set - smiley faces



▶ Cause & effect

Decide what happened first and last by analyzing the scene and arranging image cards next to the story board.

When correct, cards turned over onto the board reveal a large image. Image card sets are coded to story boards by a matching symbol. Self-checking.

Contents: 8 story boards, 64 image cards (2.5 mm plastic), manual.

Wooden box with partitions and lid (34 x 20 x 6 cm).

FOB  **ASTM** 522.340 *cause and effect*



522.815



◀ Sorting story - The Four Seasons

Sort picture cards and match them to one of the seasons. The board shows 2 different seasons. Learn characteristics of seasons and develop a sense of time.

Contents: wooden frame (40 x 28 cm), 2 season pictures, 16 image cards, manual.

522.815 *sorting story - spring / summer* **FOB** **ASTM**
522.816 *sorting story - autumn / winter*

522.816



▶ Lotto Four seasons

All players choose an assignment card illustrating a season. Place the picture cards face down. By turns children take a card and describe what they see. Which seasons fits best? Learn how to describe and relate items associated with the seasons and develop visual discrimination skills. The coloured frame and symbols make this set self-checking.

Contents: 4 plastic assignment cards, 24 plastic cards, manual.

390.3302 *lotto four seasons*



Mathematical play

Geometry

Colour and shape

Sorting and serializing

Spatial orientation

Colour and shape

Playing with colours and shapes is a basic need for every child. The main goal is for children to identify and name the various colours and shapes. Activities such as sorting shapes and serializing colour nuances stimulate the development of insight into colour and shape.



◀ Giant circle puzzle

Sorting set with 5 colourful circles in various sizes to help children distinguish colours and sizes. Stimulates hand-eye coordination and fine motor skills.

The extra large knobs are ideal for little hands.

Contents: wooden inlay tray (30 cm Ø), 5 wooden circles.

380.5020 *giant circle puzzle* **FOB**



◀ Giant shape puzzle

Sorting set with 5 colourful geometric shapes to help children distinguish colours and shapes. Stimulates hand-eye coordination and fine motor skills. The extra large knobs are ideal for little hands.

Contents: wooden inlay tray (22 x 22 cm),

5 wooden shapes.

380.5021 *giant shape puzzle* **FOB**

▶ Shape sorting puzzle

Sorting set with 3 colourful geometric shapes in 2 sizes to help children distinguish colours, shapes and sizes. Stimulates hand-eye coordination and fine motor skills. The extra large knobs are ideal for little hands.

Contents: wooden inlay tray (20 x 28 cm), 6 puzzle pieces, manual.

FOB **ASTM** 523.130 *shape sorting puzzle*





▶ Colour die

With a red, blue, yellow, green, orange and white side. Search for example objects in the classroom which have the same colour as shown by the die or practise combining colours with quantities by throwing both a number die and the colour die. Give assignments such as: 'take 6 orange beads' or 'colour 2 blue socks'. The die is made from soft plastic, which makes it safe to handle and roll quietly. Easy to clean so suitable for indoor as well as outdoor use.
Contents: soft plastic die with colours (10 cm).



301.1520 colour die



◀ Shapes game

Compare, analyse, arrange and stack. Trace shapes on paper and create designs. Children explore comparing and naming 9 different shapes; circle, hexagon, rectangle, triangle, trapezoid, plus sign, square, diamond and oval.
Can be used for a group lesson or as a stacking game.
Contents: 54 multi-coloured plastic pieces in 9 shapes, plastic rack with 9 dowels for shapes (25 x 25 cm).


522.847 shapes game

FOB

ASTM

▶ Shape dominoes

Wooden dominoes with tiles that feature colourful wooden shapes. Learn to recognise and compare shapes and develop fine motor skills. Try to play the game blindfolded to learn to distinguish shapes only by touch.
Contents: 21 wooden dominoes, manual.
Wooden box (26 x 12.5 x 6 cm).



300.4203 shape dominoes

◀ Colour dominoes

Wooden dominoes with tiles that feature coloured circles. Match play field colours with the next piece added. Children can explore the game independently or in groups. See who can match the most.
Contents: 28 wooden, multi-coloured domino pieces, manual.
Wooden box with lid (30.5 x 12.5 x 4 cm).



523.238 colour dominoes

FOB

ASTM



◀ Figuroform

Figuroform offers endless ways of looking at a circle and how it's made up. In a playful way children discover the concept of fractions (1/2, 1/3 etc) as well as fractional shapes (semi-circle, oval etc).

Contents: 3 plastic work boards, 12 assignment cards, plastic shapes in 6 colours. Wooden box with lid (35 x 35 x 8 cm).

522.949 *figuroform*



Available separately

522.948 *12 assignment cards*

▼ Contour game

Spin the pointer and find a wooden animal or shape that matches the outline. Place this animal or shape in your tray, try to collect them all. Learn to recognise, compare and name various shapes and animals and develop fine motor skills.

Contents: 4 wooden inlay trays, 24 wooden animals and shapes, manual. Wooden box with plastic lid as playing field (27 x 21 x 3 cm).

300.4125 *contour game*



◀ Colodie

Children roll a colour die in turn to find a matching coloured piece for their puzzle. The first child to complete their image wins the game. Fitting the pieces into place helps children develop confidence with colours and shapes.

Contents: 6 puzzles, 6 coloured puzzle pieces, 2 colour dice, manual. Wooden box with lid (23 x 20 x 8).



522.040 *colodie*






▶ Figure stamps

Create figures or patterns with various shapes and colours. Learn to recognise shapes and develop fine motor skills. The size of the handles is especially designed for children hands. Contents: 12 rubber stamps with transparent grip (height of stamp print 2.5 cm).

Red plastic box with transparent lid (19.5 x 8 x 4 cm).

184.8004 figure stamps



◀ Classicant I & II

Classicant teaches children to classify objects. Children group 2D and 3D objects by colour, shape and size. Contents of Classicant I: 4 colourful game boards (box lids), 16 three-dimensional shapes (cubes, cylinders, three-sided prisms and four-sided prisms) in 4 colours, 16 two-dimensional shapes (squares, circles, rectangles and triangles) in 4 colours. Contents of Classicant II: This set contains the same shapes as Classicant I, but smaller

393.600 classicant I

393.500 classicant II

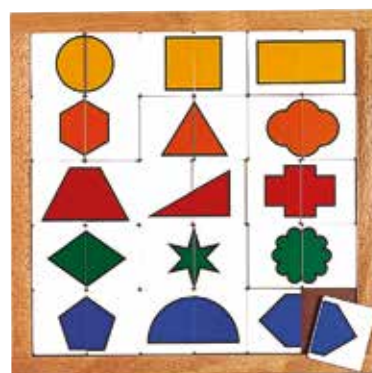
▶ Sorting shapes and colours

Match 2 cards to create geometric shapes. One game has block colours and the other has complex borders. Children find the two matching halves to align tiles into coordinating rows and columns. Both games encourage hand-eye coordination as well as spatial reasoning skills.

Contents: wooden frame (34 x 34 cm), 30 image cards.


FOB **ASTM** 522.416 sorting shapes

522.417 sorting shapes and colours



522.416

522.417





▶ Peutra

Stack the coloured blocks on the dowel rods to match the assignment card. Follow the digit pattern within the assignment card image. Assignment cards are progressively more difficult as indicated by code.

Contents: 2 wooden stands with 4 dowels, 48 multi-coloured blocks, 10 assignment cards, manual.
Wooden box with lid (34 x 40 x 8 cm).

522.935 *peutra*

available separately



522.937 *additional beads card stand*



▲ Cubes tower

Build towers as shown on the assignment cards. Learn to distinguish various colours and sizes of cubes and to convert a 2-D picture into a 3-D structure. Improve hand-eye coordination and fine motor skills. The assignments feature actual size models. As a support, lay down the cubes on the assignment cards before putting them on the holders.

Contents: 4 wooden holders, 8 plastic assignment cards with 16 assignments, 20 wooden cubes in 5 sizes and 4 colours, manual.

Wooden box with transparent lid (27 x 21 x 7.5 cm).

300.3210 *cubes tower*



▲ Shapes tower

Build towers as shown on the assignment cards. Learn to distinguish various colours, sizes and shapes and to convert a 2-D picture into a 3-D structure. Improve hand-eye coordination and fine motor skills. The assignments feature actual size models. As a support, lay down the shapes on the assignment cards before putting them on the holders.

Contents: 4 wooden holders, 8 plastic assignment cards with 16 assignments, 24 wooden blocks in 3 shapes and 4 colours, manual.

Wooden box with transparent lid (27 x 21 x 7.5 cm).

300.3220 *shapes tower*

300.3221 *shapes tower in cardboard box*



▶ Koloranto

Koloranto helps develop shape and colour perception. Children learn how to make a whole out of two parts. This activity engages analysis and synthesis during play.

Contents: 9 illustrated strips, 2 x 18 plastic cards in 2 colours, 18 plastic cards in 1 colour, 18 plastic transparent cards, manual.

Wooden box with lid (17 x 12 x 3 cm).

302.200 *koloranto*



◀ Forms row

Recognise geometrical shapes in everyday objects.

Do you see a triangular shape in a tent, roof and party hat?

Form rows of picture cards with the same geometric shape.

Contents: 36 plastic cards, wooden frame (40 x 40 cm), manual.

522.908 *forms row*

FOB

▶ Rings & sticks

This colourful game helps fine tune hand and finger dexterity.

Children compare lengths and sizes of rings and sticks to copy the coloured outlines of the image with the plastic shapes. Learning about the geometric shapes within pictures also helps children learn to draw.

Contents: 248 shapes in coloured plastic, 24 model cards, wooden box with lid (35 x 19 x 8 cm), manual.

FOB

ASTM

522.172 *rings and sticks*
available separately

522.194 *extension set*





◀ 3D Flowers

Arrange flower patterns on the wooden stand as shown on the assignment cards or use your imagination. The colourful and pretty flower designs help children to distinguish various shapes and colours.

Contents: wooden activity stand, 6 assignment cards with 12 assignments, 32 wooden flowers shapes, manual.

Wooden box with a sliding lid (32 x 23 x 6 cm).

523.144 3D flowers

▶ Plus

These assignments look like math sums but instead of numbers they feature shapes and colours in specific order. Playing the communication game enhances auditory memory and fosters teamwork.

Vocabulary is increased by the necessity of describing the shapes to a team mate. Self-checking.

Contents: 16 assignment cards, 2 activity boards with supports, 7 pegs, 28 wooden shapes (multi-coloured), manual.

Wooden box with lid (35.5 x 16.5 x 5 cm).



FOB **ASTM** 305.300 plus

◀ Nuts and bolts

Create all sorts of shape and colour sequences with nuts and bolts.

Children improve hand-eye coordination and motor skills.

An excellent product for promoting colour and shape awareness.

Contents: 64 multi-coloured pieces in plastic, manual.



136.010 nuts and bolts **FOB**



▶ Fun buttons

A variety of brightly coloured buttons with various numbers of holes. Link buttons with string and create colourful patterns. A fun way to encourage the development of fine motor skills. Contents: 200 plastic buttons, 2 plastic end ties, selection of coloured strings, manual.



FOB 136.011 *fun buttons*



◀ Chain links

Playing with links is great for encouraging hand-eye coordination. Children can experiment with different designs and lengths. Cooperating with other children helps create bigger designs faster. Contents: 200 plastic chain links in 4 colours, manual.

136.013 *chain links* **FOB**

▼ Mosaic set Fröbel magnetic

Develop colour and shape perception abilities by playing with the Fröbel mosaic set. The magnetic design allows shapes to neatly stick to the assignment cards. The assignments cards increase in difficulty. Contents: 9 plastic assignment cards (magnetic and printed on both sides), 1 blank plastic card (magnetic), mosaic pieces (coloured on both sides). Wooden box (23 x 17.5 x 4.5 cm).

523.141 *mosaic set - Fröbel magnet*



Mathematical play

Geometry

Colour and shape

Sorting and serializing

Spatial orientation

Sorting and serializing

Sorting and serializing is all about the set theory. The main goal for children is to recognize and arrange objects in a certain order based on one or more characteristics. Sorting blocks by colour or putting blocks in an order from small to large are activities that stimulate sorting and serializing.



◀ Sorting blocks

Insert the wooden blocks into the right slots. Start with the transparent side of the frame facing you. For a more challenging game turn the frame and try to place blocks without seeing the depth of the slots. Learn to distinguish differences in length and colour.

Develop hand-eye coordination, spatial reasoning and fine motor skills.

Contents: 7 wooden sticks in 5 different lengths and colours, wooden frame (25 x 11 x 3 cm), manual.

300.3250 *sorting blocks*

▶ Which is wrong?

Name and describe items that belong together and select 1 item that does not. There are 4 items on the assignment card, place the red X on the wrong item. The reverse side of the assignment card has a key to check play.

Contents: 24 assignment cards, transparent card with red x, manual. Wooden box with lid (34 x 20 x 6 cm).



522.865 *which is wrong?*






▶ Wooden forms board

A good way to introduce the same shape with various heights. Children sort the shapes by size and colour. The tactile and visual elements engage abstract thinking and creativity.

Contents: wooden inlay board (26 x 26 cm), 20 wooden shapes, manual.

FOB 522.907 *wooden forms board*




◀ Geometric shapes board

Play with and learn about geometric shapes. Find and match the same size, or the same shape and the same colour, while utilizing large wooden knobs.

Orient the board in different directions for a new spatial perspective.

Contents: 1 board made of 9 mm plywood (34 x 34 cm), 12 shape pieces in 4 colours, with large wooden knobs, manual.

522.418 *geometric shapes board* **FOB** **ASTM**



◀ Sort-build-count

Create your own constructions and patterns. Use the blocks to experiment with various colours and sizes. Position the blocks in the frame to develop spatial reasoning and fine motor skills.

Contents: 25 wooden blocks in 5 sizes and 5 colours, wooden frame with plastic sections (23 x 23 x 4.5 cm), manual.


300.5200 *sort-build-count*

▶ Logicards

The Logicards stimulate the development of language and counting skills. This activity is the first step to working with the Logic blocks independently. The Logic blocks are sold separately. Self-checking.

Contents: 45 logicards in a book, 16 wooden assignment blocks, manual. Wooden box with lid (20 x 19 x 3 cm).

370.300 *logicards*





▲ Matrix mix

The Matrix Mix activities stimulate visual observation, logical connections, concentration and memory.

The various subjects the children explore are: colours, sizes and quantities up to five. Moreover, by playing together and discussing their answers, the children practice their social skills.

Contents: 4 coded game boards, 4 sets of coded cards for the 4 game boards, spinner, manual.

Wooden box with lid (33 x 33 x 4 cm).

309.400 *matrix mix*



▲ Bear game

Match the colourful bears with the assignment cards at three levels of difficulty. Children align the bears to the pictures and also tell the series. Learn to name colours, count, compare sizes and make a series.

Contents: 16 assignment cards, multi-coloured selection of plastic bears in 4 sizes, manual.

Wooden box with partitions and lid (34 x 20 x 6 cm).

522.907 *bear game* **FOB**



◀ Colour nuance

The changes on the image cards are based on value and hue. Ask children which image is more attractive, has clearer details or stands out more to them. Children arrange matching cards from darkest to lightest. This game encourages children to understand gradations of hue and the impact it has on images.

Contents: beech wood frame (40 x 40), 36 plastic image cards (2.5 mm).

522.040 *colour nuance* **FOB** **ASTM**



▶ Colour sorting game nuance

Colour sorting game nuance is a matching and sorting game using shades of colour to develop skills in visual perception and colour discrimination. This task provides an excellent opportunity to introduce words such as shade, value and hue. Contents: 24 beechwood pins painted in 4 shades of each colour: red, yellow, blue, green, orange and purple, 6 wooden pin stands, 6 wooden colour boards with each shade from dark to light to match the pins, manual. Wooden box with lid (30 x 25 x 6 cm).

320.200 *colour sorting game nuance*



▶ Beads pattern game

Create beads patterns as shown on the assignment cards by stringing beads on a lace or holder. Get familiar with working in horizontal as well as vertical planes. Improve hand-eye coordination, spatial reasoning and fine motor skills. Learn to convert a 2-D picture into a 3-D structure. Contents: 16 plastic assignment cards with 32 assignments, 4 cotton laces, 4 wooden holders and sticks, 180 plastic beads in 6 shapes and 5 colours, manual. Wooden box with separate lid (33.5 x 32 x 6 cm).

390.5030 *beads pattern game*



◀ Maxi stringing beads

Learn about shapes, colours, order and patterns with Maxi stringing beads. Children follow the colourful patterns from the card images to fill their stand. Advanced players may begin to make larger patterns using the plastic thread. Contents: wooden bead stick and card stand, 12 plastic pattern cards (3 levels of difficulty), 5 m plastic thread, 130 plastic beads in 6 shapes and 5 colours, manual. Wooden box with partitions and lid (34 x 20 x 7.5 cm).

522.112 *maxi stringing beads*



available separately:

522.115 *maxi stringing beads card stand*

522.118 *maxi stringing beads (180 beads)*



◀ Logical stringing beads

An advanced version of the Maxi stringing bead. Features not only various colours and shapes but also various sizes of wooden beads. By creating patterns of the assignment cards children improve their working memory, sorting and math skills.
 Contents: 18 plastic pattern cards (3 levels of difficulty), 8 x 30 cm thread, 275 plastic beads in 6 shapes and 5 colours, manual.
 Wooden box with partitions and lid (34 x 20 x 6 cm).

522.003 *logical stringing beads* FOB ASTM
 available separately

522.004 *logical stringing beads (560 beads)*

▶ Colour sorting game

With the colour sorting game, children learn how to grade and combine the three primary colours, recognize dimensional shapes and exercise the motor system by threading.
 Contents: 6 activity cards with threading examples, 240 beads round and square in red, yellow and blue, 3 strings, shapes die, colour die, manual.
 Wooden box with lid (30 x 25 x 6 cm).

320.300 *colour sorting game*



◀ Colour lacing game

Children learn to make series based on shape and colour. The magnetic assignment card shows the first part of a necklace. Children finish the necklace by continuing the given sequence which stimulates mathematical skills, fine motor skills, and hand-eye coordination.
 Contents: 120 plastic beads in 2 shapes and 3 colours, 4 wooden cards with laces, 16 magnetic exercise cards, manual.
 Wooden box.

523.277 *colour lacing game*





▶ Panorama

Children classify card images into categories. Cues from the matrix board's horizontal and vertical axes show a pattern. Children distinguish the logical progression of images with classifications such as, "nearest, near, far and further; lowest, low, high and highest". A variety of descriptions may apply to each, so the children can extend their vocabulary with team work. Contents: 6 matrix game boards, 96 image cards, manual. Wooden box with lid (34 x 34 x 7 cm).



522.033 panorama



◀ Sorting game - animals

These charming matching and sorting puzzles help children expand their vocabulary and learn about animals. Contents: wooden frame (34 x 34 cm), 2 x 9 pieces, manual.

523.074 sorting game - animals and their food



523.075 sorting game - animals and their coat

523.076 sorting game - animals and their young

523.077 sorting game - animals and their home

▶ Sorting story

Children must match 8 image cards to a story card. Analyse various scenarios to see what might be found there by comparison with the other. Contents: wooden frame (40 x 28 cm), 2 story cards, 16 image cards, manual.



522.920 sorting story - outside road / pavement

522.921 sorting story - outside water / air



522.109 sorting story - pets / marine animals

522.110 sorting story - woodland / farmland animals



522.921



522.920



522.109



522.110



◀ Where does it belong?

Develop visual perception and mathematical thinking. Assignment cards relate to the image cards visually and numerically. Students are challenged to find the correct matches. When correct, both cards turned over together will reveal a small circle.

Contents: 18 assignment cards (3 levels),
18 image cards, manual.
Wooden box (34 x 20 x 6 cm).

523.120 *where does it belong?*   

▶ Find the row

Find the row helps children learn to organize and classify categories for images. Children describe and compare an assignment strip and the three small cards that belong with it as full-empty, wide-narrow, and high-low, etc. This game inspires the use of descriptive words which helps increase childrens' vocabulary. Self checking.

Contents: 10 assignment cards, 30 small cards, manual.



   523.121 *find the row*

◀ Dresscode

Assignment boards and coded clue cards suggest a match from the accompanying clothing set cards. Children interpret clues from the thought bubble in order to cross-match a clothing choice. Based on colours, numbers and objects, this game encourages abstract and critical thinking. Self-checking.

Contents: 3 assignment boards with advancing levels (colour coded), 8 colour coded clue cards, 19 cards with clothing sets, manual.

Wooden box with lid (35 x 18 x 5).



300.200 *dresscode*   

Mathematical play

Geometry

Colour and shape

Sorting and serializing

Spatial orientation

Spatial orientation

Spatial orientation is all about a sense of direction, visualization, and reading maps. The main goal for children is to develop an insight into the surrounding environment with the use of concepts such as location, order, and direction. Imitating each other's posture, building, mirroring, and reproducing are activities that stimulate spatial orientation.



◀ Little Logic

Little Logic trains reasoning and spatial orientation. Children place the animals in the correct house with help of the assignment card instructions. It is easy to start with 3 animals, more challenging with 6 animals or most difficult with 9 animals. Contents: 18 plastic assignment cards, 3 wooden laying sheets, 9 wooden animals, manual. Wooden box with lid.

313.000 *little logic*

▶ Figurogram

Promote abstract thinking and creativity with this fascinating activity. Create the geometric image by following assignment cards. Advanced children recreate one quarter of an image which is completed when reflected in the mirrors. Shape, pattern and spatial relationships take a new perspective. Contents: 48 plastic shapes, 18 plastic assignment cards, plastic safety mirror, manual. Wooden box with partitions and lid (35 x 19 x 8 cm).



522.231 *figurogram*
available separately



522.232 *additional set of shapes*

522.236 *additional plastic safety mirror*

◀ Mozaiko



A mosaic of clues must be gathered from the assignment card to fill the matrix board. Children get visual instructions from one card and apply them to the matrix through logic and experimentation. Through orienting each coded piece, children learn to discriminate instructions by shape, colour, position and direction. Self-checking.
 Contents: 4 matrix boards - blank squares, 4 matrix boards - patterned, 4 assignment cards with arrows
 100 mosaic tiles - plastic (25 ea. set), 4 wooden pawns - place markers, manual.
 Wooden box with lid (22.5 x 22.5 x 4 cm).

303.900 mozaiko **FOB** **ASTM**

▶ Inlay mosaic

Choose an inlay shape and fill it with coloured mosaic pieces of your choice. Recognise and name various shapes.
 Learn to find and place the right shapes to complete a figure.
 Contents: 120 wooden mosaic pieces in 3 shapes and 4 colours, 12 plastic inlay shapes, manual.
 Wooden box with separate lid (31 x 31 x 8.5 cm).



118.0001 inlay mosaic



◀ Look and lay

Choose an assignment card and build the figure using the right shapes. Recognise and name various shapes. The set contains 12 assignment cards with an increase in difficulty.
 The shapes have to be ordered separately.
 Contents: 12 plastic assignment cards, manual.
 Wooden box with separate lid (35 x 24 x 3 cm).

122.5001 look and lay

◀ Look and lay shapes

Contents: 40 plastic shape in 2 sizes, 4 shapes and 3 colours.
 Transparent plastic box with transparent lid (11 x 11 x 2 cm).

122.6000 look and lay shapes



▶ Search and find - shadow and contour

Fun variation on the memory match game concept. Insert one assignment card into the game box upper shelf and try to find the related pairs by lifting the green discs. Children combine objects with their shadow and their contour. Durable and versatile, this boxed set keeps all the items in place.

Contents: 8 assignment boards, wooden game board / storage box (32 x 32 x 6 cm), 16 wooden green discs with knobs, manual.

523.311 *search and find - shadow and contour*



◀ Shadow game

Pictures in both colour and shadow are paired and matched in this fun game. Children are challenged to match a negative image with its colour version.

A memory game can also be played with the all of the loose image cards.

Contents: 4 assignment boards, 16 image cards in colour, 16 image cards in black, manual. Wooden partitioned box with lid (34 x 20 x 6 cm).

522.864 *shadow game* **FOB**



▼ Find the right posture

Mind and body awareness is gained by posing with or without a ball. Children mimic the postures and try to find two cards with matching poses. Additionally, a memory card game can be played. This game also stimulates the development of spatial awareness.


Contents: 32 plastic cards, manual.

Wooden box with partitions and lid (24 x 12.5 x 7 cm).

FOB **523.188** *find the right posture*



◀ Direction game



Themed boards have 8 similar squares with objects going in one direction or another. Find the image cards that are coded to go along with one of the boards. Place the image card next to a matching object with the same direction. When correct, cards turned over onto the story board reveal a large image. Self-checking.
 Contents: 8 themed boards, 64 image cards, manual.
 Wooden box with lid (34 x 20 x 6 cm).

523.054 *direction game*   

▶ Waterproof

Does the squid swim left, right, in front of or behind the anchor? Place a card with a different creature in the same position or the squid in a different position. Practise spatial concepts with these cheerful creatures.
 Contents: 48 plastic cards, manual.
 Transparent plastic box (10.5 x 8.5 x 5 cm).



127.2000 *waterproof*

◀ Campolino



Campolino is the name of a farmer whose farm is in shambles. The aim of this game is for the children to help Campolino tidy up his farm. When looking to see what belongs together, the children exercise logical combinations. Speaking and listening skills, concentration and memory are also exercised. Because the children work together and consult with one another, the game is good for practicing social skills.
 Contents: 4 matrix boards, 36 activity cards, manual.
 Wooden box with lid (22.5 x 22.5 x 4 cm).

307.400 *campolino*



▶ Colour code

Try to be the first player to fill a stick with beads. By turns players take beads from the field according to the assignment cards regarding colour and position. Learn to understand the relativity of positions and improve planning and spatial reasoning skills.

Contents: 60 plastic assignment cards, 4 sticks, 72 transparent beads in 6 colours, manual.

Wooden box with separate lid as playing field (22 x 22 x 7 cm).

305 0670 *colour code*



◀ What do you see?

Build situations as shown on the assignment cards. Distinguish figures from backgrounds and pick out key points. Learn to convert a 2-D picture into a 3-D situation. Improve hand-eye coordination, spatial reasoning and fine motor skills. The assignments are divided

into 3 sets with an increasing degree of difficulty.

Contents: 24 plastic assignment cards, 2 wooden boards as holders, 27 wooden figures, manual.

Wooden box with separate lid (22 x 22 x 6.5 cm).

300.3140 *what do you see?*

▶ Citadel

Citadel is a game for children with some experience in sorting according to size and position. These are two important basic skills needed to learn to read, write and do arithmetic. Children also develop logical thinking, spatial awareness and learn to cooperate and help each other when doing the activities. Self-checking.

Contents: game board (22.5 x 22.5 cm), 12 houses in 4 colours and 3 sizes, 16 activity cards (key on the reverse side), 4 control cards, manual.

Wooden box with lid (25.5 x 25.5 x 3 cm).

305.400 *citadel*





◀ Magneto blocks

Connect magnetic blocks to create a table, giraffe or other structure as shown on the assignment cards or use your imagination. Improve hand-eye coordination, spatial reasoning and fine motor skills. Learn to convert a 2-D picture into a 3-D structure. The assignment cards have an increase in degree of difficulty. Contents: 24 laminated assignment cards with 48 assignments, 41 magnetic wooden blocks in 5 lengths, 100 magnetic wooden balls in 10 colours, manual. Wooden box with hinged lid (32 x 29 x 7 cm).

300.5290 *magneto blocks*

▶ Team building

From the assignment cards, build all houses on the scenic bases. Join up bases to create an elven city. This project engages children's team working skills while the merry elves and trees help foster creative play. Contents: 18 assignment cards (3 levels), 6 bases, 96 wooden blocks in 4 shapes and 2 colours, manual. Wooden box with partitions and lid (35 x 18 x 5 cm).



FOB

ASTM
 300.300 *team building*

▶ Building spatial

Create a 3D copy of the activity card image by using blocks and the plastic safety mirror. Exploring spatial relationships by comparing 2D pictures with their 3D versions develops abstract thinking. Contents: 24 plastic assignment cards (3 levels of difficulty), 40 wooden construction blocks, safety mirror, manual. Wooden box with partitions and lid (35 x 19 x 8 cm).



FOB

ASTM
 522.234 *building spatial*
 available separately
 522.235 *additional set of construction blocks*
 522.236 *additional plastic safety mirror*



▶ Verti-blocs set A or B

Build structures as shown on the assignment cards or use your imagination. Learn to convert a 2-D picture into a 3-D structure. Improve hand-eye coordination, spatial reasoning and fine motor skills. The assignment cards have an increase in degree of difficulty.

Contents per set: 180 wooden blocks in 4 colours, 21 plastic assignment cards, 4 wooden holders, manual. Wooden box with separate lid (41 x 28 x 6.5 cm).

136.5001 *verti-blocs set A*

136.5002 *verti-blocs set B (advanced)*

available separately

136.6000 *verti-blocs blocks*



▶ Verti-fix

Connect cubes to create a clock, mill or other structure as shown on the assignment cards or use your imagination. Learn to convert a 2-D picture into a 3-D structure. Improve hand-eye coordination, spatial reasoning and fine motor skills.

Contents: 150 plastic cubes in 5 colours, 24 plastic assignment cards, 2 wooden holders, manual. Wooden box with separate lid (46 x 33.5 x 5.5 cm).

137.2000 *verti-fix*

available separately

137.2001 *verti-fix cubes*



◀ Verti-fix animals

Create your own animals or use the cards as inspiration. The cards contain animals living on land and in the water. Make an endless variety of animals. Play together and inspire each other. Improve hand-eye coordination, spatial reasoning and fine motor skills.

Contents: plastic cubes in colours, plastic assignment cards, 2 wooden holders.

Wooden box with separate lid (46 x 33.5 x 5.5 cm).

523.323 *verti-fix animals*





◀ A different view

This fun activity explores different vantage points. The game board has 5 stations showing an image from above. Children place the ground level perspective cards into the right slot. Can be played independently or as a group. Self-checking.
 Contents: wooden box, game board, 20 view cards, 4 self-check image strips, manual.

523.278 a different view

▼ Forest view

Look through the transparent assignment cards and build beautiful forest scenes from this perspective. Forest view teaches children a new way of looking at and thinking about things. It also stimulates spatial insight and creative thinking aimed at solving problems.
 Contents: 16 assignment cards with 8 assignments in ascending level of difficulty, base sheet, 3 wooden animals, 2 cabins, 2 roofs.

308.700 forest view



▼ Mini-Midi-Maxi

The Mini-Midi-Maxi activity explores the differences between small, larger and the largest. Language plays a key role with this material. The following concepts are encountered during play: smallest, largest, larger than, smaller than, equally large, and so on. Self-checking.
 Contents: 4 wooden stands, 36 wooden figures; 24 assignment strips - control key on the reverse side, 9 cards for the matrix game (size and figures), 4 small game boards, 8 assignment cards, manual.
 Wooden box with lid (24 x 24 x 6 cm).

305.000 mini - midi - maxi





▶ Panoramix house tree animal

All of the children will want to look inside the story box window. Hearing each other's ideas allows them to learn from one other. Children can choose from assignment cards to copy or create their own scenic arrangements. They begin learning to arrange details and give a presentation with this charming diorama set. Contents: 2 slotted wooden stands, 12 colourful wooden figures (2 x 6), 20 assignment cards, white background plate, cotton bag, manual. Wooden box with viewing hole and lid (24 x 20 x 7.5 cm).



FOB

ASTM

303.500 *panoramix house tree animal*
available separately

303.700 *additional set of shapes - house tree animal + cards*



▲ Panoramix geometric shapes

By sharing diorama projects with one another, the whole class grows in visual memory, auditory discrimination, spatial awareness and logical thinking while having fun. Children can follow a design from an assignment card or present an original design. Prerequisite skills for reading, writing and math are developed with this diorama play. Contents: 2 slotted wooden stands, 36 multi-coloured geometric shapes, 32 assignment cards, white background plate, cotton bag, manual. Wooden box with viewing hole and lid (24 x 20 x 7.5).

FOB

ASTM

303.400 *panoramix geometric shapes*
available separately

303.600 *extra set of shapes + cards geometric shapes*





◀ Symetrix

With Symetrix, concepts of order and spatial orientation are encouraged. Children practice their visual perception to see and understand the logic of the assignment. Activities also engage the fine motor skills. This game stimulates social development by requiring a high degree of cooperation. Self-checking.

Contents: wooden game board (26 x 26 x 1.5 cm), 20 plastic assignment cards, card holder, 2 plastic mirrors (14 x 14 cm), 2 mirror supports, 20 coloured wooden counters, cloth bag, manual.

304.100 symetrix



308.100



308.200

▲ Mirror Magic

Playing with Mirror Magic children experiment by using a mirror book. They place patterned blocks or coloured wooden meeples in the magic mirror and discover great and amazing patterns. Children learn to observe and practice creating shapes and patterns. They also discover symmetry and make new designs.

Contents: mirror book, 12 assignment cards (24 challenges in 3 difficulty levels), different objects, cotton bag.

308.100 mirror magic - count

308.200 mirror magic - tile




▶ Build a mountain

Build mountains as shown on the assignment cards or use your imagination. The cards feature floor plans and legends. Learn to convert a floor plan into a 3-D structure, draw your own floor plans and develop spatial reasoning skills. The back of the cards feature a front view of the mountain, for self-check.

Contents: 11 plastic assignment cards, plastic copy card with grid and legend, 5 wooden discs, 15 coloured wooden figures, manual.

Wooden box with separate lid as playing field (27.5 x 27 x 5.5 cm).

300.3130 *build a mountain*



◀ Build a landscape

Build landscapes as shown on the assignment cards or use your imagination. The cards feature floor plans, there is a separate legend card. Learn to convert a floor plan into a 3-D situation, draw your own floor plans and develop spatial reasoning skills. The back of the cards feature a front view of the landscapes for self-check. Self-checking. Contents: 11 plastic assignment cards, plastic copy card with grid, legend, 5 wooden triangles, 5 wooden semi-circles, 15 coloured wooden figures. Wooden box with separate lid as playing field (27.5 x 27 x 5.5 cm).


300.3135 *build a landscape*



Encourage children to become storytellers and capable readers

Enlarge your world by understanding words
and use them to communicate.

Language play



Language play

Words

Vocabulary

Vocabulary

Vocabulary is all about the pronunciation and meaning of words. The main goal for children is to understand the meaning of words and use them in a correct way in a conversation. Listening to stories and looking at and talking about images are examples of activities that stimulate a child's vocabulary.



◀ Puppet story theatre

This charming table top theater arch is ideal for bringing stories and lessons to life. The arch acts like a picture frame which draws in the focused attention of children. This creative teaching tool is excellent for use with hand and finger puppets as well as sketches and pictures.

Contents: wooden table top theater arch (47 x 37 x 9 cm), white board (insert), manual.

522.182 *puppet story theater*

FOB

▶ Story Sheets

The Story Sheets encourage interactions between children and help them expand their vocabularies. The sheets can be inserted into the puppet - story theatre (sold separately 522.182). Themes revolve around: the seasons, celebrations and recreational trips.

Contents: 12 plastic story sheets, wooden insertion panel, manual. Wooden box (46 x 32 x 3 cm).



522.224 *story sheets*



◀ Trio

Encourage the developing vocabulary in children with the 16 themed sets of Trio. Children sort the image cards into related sets of 3 while naming each image. Children may share a variety of words for the same image.

Contents: 48 image cards, manual. Wooden box with partitions and lid (33 x 12 x 6).

522.030 *trio*

FOB

ASTM



▶ House project

These 6 lovely room scenes each have 10 related images of commonly found objects. Match the items that relate to the room in the home. This game encourages children to clarify unknown words and think about the organization of home life. Contents: 6 room scenes, 60 image cards, manual. Wooden box with partitions and lid (34 x 20 x 6 cm).

FOB 522.028 *house project*



◀ Occupation project

These 6 detailed job scenes each have 10 related images of tools from a trade. Match the items that relate to the different work environments. This game encourages children to clarify unknown words and think about different job responsibilities.

Contents: 6 room scenes, 60 image cards, manual. Wooden box with partitions and lid (34 x 20 x 6 cm).

522.325 *occupation project* **FOB**



▶ Comprehension lottos

A special set of lottos to learn about concepts as colour, postures and size. Talking about these concepts children improve their vocabulary.

522.286 *comprehension lotto - what happens first*

522.287 *comprehension lotto - complete the animals*

522.288 *comprehension lotto - match the postures*

522.289 *comprehension lotto - match the same picture*

522.290 *comprehension lotto - association game*

522.291 *comprehension lotto - colour game*

522.292 *comprehension lotto - match the animals*

522.293 *comprehension lotto - increasing animals*

523.018 *comprehension lotto - complete set of 8*



◀ Oppositions

Play together and share a variety of synonyms and antonyms. Scramble cards and arrange like a memory board or stack in a deck. Players collect pairs of cards which are opposites of each other. Play continues until only the red card is left. This game helps add variety to children's word options and expand vocabulary through active communication.

Game card holders available separately.
 Contents: 24 image cards, red card, manual.
 Wooden box with partitions and lid (20.5 x 13.5 x 4.5).

522.326 *oppositions* **FOB** **ASTM**



▶ Combi

Children match the 32 image cards to find pairs with the best fit. Children will be challenged to assess images and clarify words for each. By pairing the cards, organized thinking and language development is inspired. Contents: 32 image cards, manual. Wooden box with partition and lid (24 x 12 x 6 cm).

FOB **ASTM** 522.129 *combi*

▶ Game card holders

The red game card holder is suitable for all card-based games featured in this catalogue. Made from unbreakable plastic, the holders are each 28 cm long and are inter-connectable.

FOB 522.763 *game card holders*



▶ Picture card game

'Do you have of the wild animals: the lion?' Play happy families with images. The set contains 6 games with themes: animals, clothes and jewellery, home, the body, food and school. Recognise and name various subjects and develop language and logical thinking skills

Contents: 6 transparent plastic boxes, in each box 20 plastic cards, manual.
 Blue plastic box (32 x 15 x 6 cm).

145.5001 *picture card game*



Language play

Speech

Communication

Communication

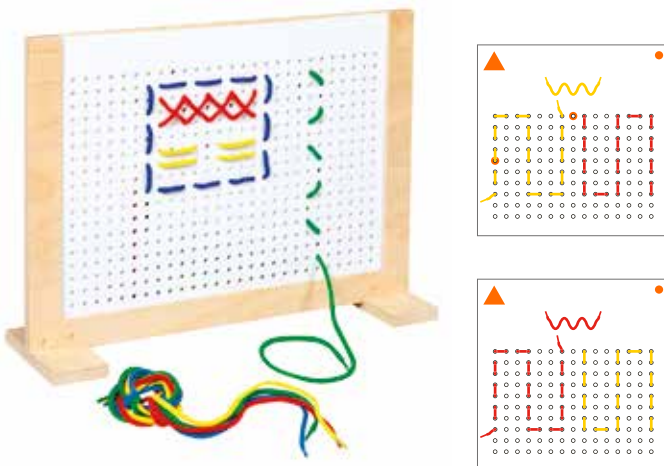
Communication is all about revealing your thoughts and feelings through expression (e.g., looks, actions and words). The main goal for children is to exchange information with others in a meaningful way. Naming emotions, discussing with each other, and waiting for your turn are activities that stimulate communication.

▼ Lace together

Play with 2 children sitting on opposite sides of the upright frame board. Pass the laces to one another through the holes in the board. Cooperate to follow assignment card images or create own designs. This game fosters communication, creativity and teamwork.

Contents: plastic perforated lacing board, 16 assignment cards, 8 coloured laces, manual. Packed in a wooden box.

FOB 523.236 *lace together*
available separately
523.246 *wooden frame stand (30 x 40 cm)*




▼ Bolt together

Play with 2 children sitting on opposite sides of the upright frame board. Follow an assignment card and cooperate to assemble the shapes. This game fosters communication, creativity and teamwork.

Contents: plastic board with holes, 16 assignment cards, 64 coloured nuts and bolts, manual. Packed in a wooden box.

523.245 *bolt together* **FOB**
available separately
523.246 *wooden frame stand (30 x 40 cm)*





◀ Talk together

Play with 2 children sitting on opposite sides of the upright frame board.

The board is illustrated the same way on both sides. Each child gets 4 magnets in 4 different colours. The children give one another verbal instructions such as, "Let's put the red magnet on the red butterfly". The magnets will only stick to the board when both children cooperate to do the same thing. This game fosters communication, creativity and teamwork.

Contents: 16 assignment cards, 4 plastic talking boards, 8 magnets in 4 colours, manual. Packed in a wooden box.

523.235 *talk together*
available separately



523.246 *wooden frame stand (30 x 40 cm)*

▶ Build together

Play with 2 children sitting on opposite sides of the upright frame board. Cooperate and build structures following assignment card images or create own designs. The children give one another verbal instructions such as, "Let's put the red block on the green one". After building the children check and compare what they created. This game fosters communication, creativity and teamwork.

Contents: 16 wooden blocks (2 x 8) in different colours and different sizes, 2 wooden goblins, 2 wooden trees, 12 assignment cards, manual.

523.292 *build together*
available separately

523.210 *dividing wall*




▶ Dividing wall

The dividing wall helps to build teamwork, vocabulary, communication and careful listening skills. Using two equal sets of objects on each side of the wall, children must focus on giving and following only verbal cues to build or arrange the same thing. When finished, the wall can be removed to see if both turned out the same.

Contents: wooden dividing wall with uprights.

523.210 *dividing wall*





◀ Dubbeldam

Dubbeldam is a fun activity to develop a child's perceptual skills and stimulate language development. Children work on visual memory, auditory discrimination, spatial relationships, memory skills and logical thinking. Many of the prerequisite skills for reading, writing and arithmetic are experienced with the activities possible in this game.

Contents: 2 farm / town image boards (double sided), 2 meadow / city street game boards (double sided), 2 matrix charts (double sided - 5 x 5 and 10 x 10 grids), 52 brightly painted wooden objects, 20 themed activity cards, 2 object activity cards, die with dots, 2 beechwood trays, 2 wooden stands to hold the activity cards, wooden partition consisting of two sections and a wooden block, manual. Wooden box activity board.

385.000 dubbeldam



◀ Floor dominoes traffic

Road safety involves looking at signs and understanding symbols. While children connect the Floor dominoes they can see a variety of situations that involve traffic signs. They learn to see which signs match certain traffic situations.

Contents: 17 wooden tiles (18 x 9 cm), manual. Wooden box with partitions and lid (22.5 x 31.5 x 6 cm).

523.079 floor dominoes traffic



▶ Picto

Colour coded boards in 6 themes each have 8 image cards. Play encourages children to look closely at the pictographs. Children must decipher the important message within each image card and match it with the suitable theme picture. When correct, cards turned over and onto the story board reveal a large image.

Contents: 6 theme boards, 48 image cards, manual. Wooden box with partitions and lid (34 x 20 x 7 cm).

FOB 523.193 picto



◀ Emo die



What emotion does the die show? Express with your body or talk about when you have this emotion. Learn to recognise and distinguish emotions and develop social skills. The die is made from soft plastic, which makes it safe to handle and roll quietly. Easy to clean so suitable for indoor as well as outdoor use. Contents: large soft plastic die (10 cm) with images showing emotions, manual.

301.1550 *emo die*

▶ Emotion game - children of the world

Recognise various motions on the faces of others. The game boards show 4 different facial expressions. Children throw the die by turns. The die has a side for each emotional face, a red side for skipped turns and green side for extra turns. The first player to collect all 4 image cards with expressions wins. Contents: 6 game boards, 48 image cards, die, manual. Wooden box with partitions and lid (34 x 20 x 6 cm).




  523.078 *emotion game - children of the world*

◀ Feelings and emotions

Children learn important emotional skills at an early age: learning to mimic, using words and gestures to express feelings. With the activity Feelings and Emotions, students are encouraged to play, act and talk about feelings. By learning to recognise and understand their own feelings as well as those of others, they can get along better and easier with others.

Contents: game board (box lid), 20 situation cards- green edge (5 illustrations for each basic emotion), 32 emotion cards- yellow, 4 coloured markers, 4 card holders, die with dots 1-6, manual. Box with lid (33.9 x 33.9 x 40 cm).



309.200 *feelings and emotions* 



▼ Mourning: I am sad

This material offers an opportunity to aid young children, in an approachable way, to deal with death and sadness. The material can be used when a child has suffered a loss of a family member or a friend.

The material can either be offered individually or in a group.

Content: 5 talking boards (printed on both sides), 2 puzzles, lotto game, hand puppet, manual.

Wooden box dimensions (46 x 33 x 8 cm).

FOB 577.022 *mourning: I am sad*
available separately
522.182 *story theater*



522.182



▶ Storytelling

Create stories, tell about experiences and feelings. The images of the cards can be interpreted in various ways which makes them easy to use for multiple storylines. In addition children can take a number of cards and write a story.

Contents: 24 plastic cards, manual.

Cardboard box with lid (10 x 10 x 10 cm).

125.0000 *storytelling*



◀ Listen to this

Listen to this is a communication game which covers various topics such as: scenarios, spatial concepts, colour, number and size. Two players sit opposite one another and work together to accomplish the assignment. One child gives verbal instructions and clues while the other child listens and responds. Playing Listen to this, helps to enhance vocabulary and cooperation skills.

Contents: 64 instruction cards, 8 base cards, 32 colour cards, manual.

Wooden box with lid (16 x 49 x 7 cm).

523.122 *listen to this*
available separately 512.245 *wooden stand*

FOB **ASTM**



Language play

Discrimination

Auditive discrimination

Visual discrimination

Tactile discrimination

Auditive discrimination

Auditive discrimination is all about hearing differences with your ears. The main goal is to hear the differences and similarities between two sounds. Hearing with which letter a word starts and distinguishing two different sounds are activities which stimulate auditory discrimination.

◀ Sound tubes



The pairs of Sound tubes are filled with a variety of materials and make sounds when shaken. Children describe and compare the sounds. Also encourage children to match the sets. This activity helps improve auditory discrimination as well as vocabulary skills. Contents: 12 plastic sound tubes (6 sets of 2), wooden stand with 12 inserts for tubes (38 x 13 cm), manual.

522.806 *sound tubes*



▶ Make the sound

Recognise, imitate and make sounds. The set contains 36 cards with animals, vehicles, appliances and utensils. Play hide and seek, role play, sorting and other games. Contents: 36 plastic cards, manual. Wooden box with transparent lid (17 x 11 x 7.4 cm).

523.322 *make the sound*



◀ Listen well

Listen well encourages children to listen critically, increase vocabulary and develop comprehension as they respond to audio prompts. Children order their image tile choices in the tray from left to right. After finishing the task, the tray is flipped over and reopened to reveal the back of the tiles. When completed correctly, a complete image is revealed. Self-checking. Contents: CD of 8 stories, 64 picture tiles (coded to theme), manual. Wooden partitioned box with lid (34 x 20 x 5.5 cm).



522.928 *listen well*

available separately

523.007 *listen well tray*





▶ Listening lotto

Children listen and discern sounds to then match them with image tiles in the Listening lotto.

There are 5 colour coded theme groups which can be played by 2 children at a time. Before each new sound is played, a bell rings. When chosen in the proper order, the back sides of the image tiles combine to create a large self-check image.

Contents: CD-ROM with 25 sounds, 50 image tiles (2 sets of 25), manual.

Wooden box with partitions and lid (34 x 20 x 6 cm).



522.526 *listening lotto*
available separately



522.200 *wooden game stand (42 x 30 cm)*



▶ Audio lotto

Audio Lotto is an excellent tool for encouraging children to listen carefully, discern sounds and match pictures to sounds. When all image tiles are selected and placed in the right order, the backs of the tiles combine to create a large image.

The CD-ROM containing 25 different sounds has two full sets of image cards (2x 25). This allows two children to play simultaneously. Self-checking.

Contents: CD-ROM, 50 image tiles (2x 5 sets of 5), manual.

Wooden box with partitions and lid (34 x 20 x 6 cm).



522.035 *audio lotto*
available separately

522.200 *wooden game stand (42 x 30 cm)*





◀ Rhyme duo

Look for 2 words that rhyme and practice auditive skills.
 Contents: 24 x 2 auditive equal cards, wooden box with lid (34 x 20 x 6 cm).

522.445 *rhyme duo* **NL**

▶ Rhyme trio

Look for 3 words that rhyme and practice auditive skills.
 Contents: 16 x 3 auditive equal cards, wooden box with lid (33 x 12 x 6 cm).

NL 522.900 *rhyme trio*



◀ What does not rhyme?

Practice the auditive synthesis.
 On each assignment strip there are 4 words of which 1 does not rhyme with the other 3.
 The children indicate this word by placing a red cross on it. Self-checking.
 Contents: 24 assignment strips, 24 transparent cards with a red cross, wooden box with lid (34 x 20 x 6 cm).

522.983 *what does not rhyme?* **NL**





► Five in a row sound-sorting game

Three games to learn words with different sounds. Game 1 features starting sounds, game 2 handles mid sounds and game 3 is about ending sounds. Children place the cards in the right way in the stand. Self checking. One or more stands must be ordered individually.

Contents: 3 assignment strips, 12 colour cards, 48 image cards, wooden box with lid (31 x 29 x 8 cm).



523.067

523.067 five in a row starting sounds

523.068 five in a row mid sounds

523.069 five in a row ending sounds

available separately

522.200 wooden stand: (42 x 30 cm)

NL



523.068



523.069

Language play

Discrimination

Auditive discrimination

Visual discrimination

Tactile discrimination

Visual discrimination

Visual discrimination is all about seeing differences with your eyes. The main goal is to see the differences and similarities of certain objects, shapes and letters. Playing memory or finding a certain shape inside the classroom are activities which stimulate visual discrimination.



◀ Search the shape

Challenge children to play shape recognition with 3 levels of difficulty. In level 1, discover the shape that is hidden within the image. In level 2, discover the letters that are hidden within the images and abstract figures. In level 3, discover what fits together to create one whole. When assignments are completed properly, tiles can be flipped over and reveal one large image. Self-checking.

Contents: 9 assignment strips (3 levels),
36 image tiles, manual.
Wooden box with lid (34 x 20 x 6 cm).

522.909 *search the shape*



▶ Criteria

Criteria is a great activity which addresses logical thinking, detail differences and similarities. The assignment cards show 4 pictures. No picture matches with the others due to a unique detail. Children must realise this detail and place picto-cards next to the set which indicates the unique differences. The reverse side of the assignment strip reveals correct answers. Self-checking.

Contents: 18 assignment strips (3 levels),
12 picto-cards, manual.

Wooden box with lid (35 x 18 x 5 cm).



FOB  ASTM 300.100 *criteria*



▶ Animal memo

Image pairs help children identify new and exciting animals. Children collect pairs in this memory game. Play helps to increase the animal names that children know.

Contents: 48 plastic cards, manual.

Wooden box (34 x 20 x 6 cm).



522.049 animal memo



▲ Fairytale memory

Familiar images based on fairytale figures engage children in play. Children match pairs of identical cards into 28 pairs from a face down memory board arrangement. This game can be played alone or in groups.

Contents: 56 plastic cards, manual.

Wooden box with lid (34 x 20 x 6 cm).

522.980 fairytale memory



▲ Concentra

Concentra is a picture puzzle in sudoku style, as the rows and columns may have each item used only once. While playing, children engage analytical and creative thinking while they concentrate to fill in the entire grid. There are 3 levels of difficulty per puzzle: easy, difficult and very difficult and each game board is coded to picture cards and control cards. Self-checking.

Contents: 6 game boards, 60 picture cards, 6 control cards, manual.

Wooden box with lid (27.6 x 24 x 2.8 cm).

309.500 concentra



◀ Duo lotti

When playing with Duo Lotti, children exercise various skills of cognitive insight and language development. This game has several variations, speed lotti requires speed, the memo game exercises the memory and the domino game works on observation. Playing in groups encourages communication and social skills.

Contents: 4 game boards, 64 cards, 32 cards with two illustrations, manual.
Wooden box with lid (24 x 24 x 3.5 cm).

307.500 duo lotti



◀ What's missing?

One item is missing, can you find it? Choose one of the detailed thema plates and a matching assignment strip.

The assignments feature 4 items. Try to find the 3 items that are both on the theme plate and the assignment strip. Learn to distinguish details

and pick out key points.

Contents: 4 theme plates, 24 assignment strips, 20 counters, manual.

523.300 *what's missing?*

▶ Details

This colourful game engages the concept of "parts of the whole" and is an indirect preparation for reading. Children use the black frames to isolate the details from matching assignment cards. Perseverance is needed for finding position, shape and colours. Self-checking.

Contents: 4 image boards, 48 assignment cards, 12 black frames, manual.

Wooden box with partitions and lid (27 x 20 x 3 cm).



FOB **ASTM** 307.100 *details*

◀ Search and find

Fun variation on the memory match game concept. The pairs relate to each other but are not identical. Insert one assignment card into the game box upper shelf and try to find the related pairs by lifting the red discs. Durable and versatile, this boxed set keeps all the items in place.

Contents: 8 assignment boards, wooden game board / storage box (32 x 32 x 6 cm), 12 wooden red discs with knobs, manual.



522.036 *search and find* **FOB** **∞** **ASTM**



▶ Borboleta

Borboleta is a fun game that requires careful concentration to observe differences or similarities. Children have to look for small details, find mirror images and even find the separate details that match a complete image. The games are geared towards colour and shape recognition. Self-checking.

Contents: 6 plastic assignment cards, 2 wooden game boards (27.5 x 19.5 cm), 24 wooden coloured discs, 2 dice 1-6, 2 markers, manual. Wooden box with lid (32.5 x 25.5 x 3.5 cm).

309.100 *borboleta*



◀ Combino animals

Transparent image overlays make exploring this lesson creative and fun. Children match the overlay that relates best to the image on the board. Close attention must be given to the image in order to explore what might make the picture more complete.

Contents: 6 lesson boards, 48 transparency images, manual. Wooden box with partitions and lid (34 x 20 x 6 cm).

522.887 *combino animals* **FOB** **ASTM**

▶ Combino

Transparent image overlays make exploring this lesson creative and fun. Children match the overlay that relates best to the image on one of the 6 boards. Close attention must be given to the image in order to explore what might make the picture more complete. Contents: 6 lesson boards, 48 transparency images, manual. Wooden box with partitions and lid (34 x 20 x 6 cm).

FOB **ASTM** 522.036 *combino*





◀ Transparanto

Transparanto helps develop spatial reasoning skills and shape awareness. Children learn to combine two parts to a complete picture. This game also helps to expand vocabulary and develop communication skills.

Contents: 4 plastic image cards, 24 transparent cards, cotton bag, manual. Wooden box (22 x 13,5 x 4 cm) with lid.

301.400 *transparanto*

▶ Halves dominos

Large and colourful domino set suitable for young children learning to take turns. The players work from left to right, starting at the kite, to match up the images. This game teaches children to take turns and pay attention to details.

Contents: 56 wooden pieces, manual.

Wooden box with partitions and lid (39.5 x 15.5 x 7 cm).

FOB

ASTM

522.875 *halves dominos*



◀ A-Z alphabet

This 26 piece alphabet set can be played 2 sided, one upper case, another one lower case. Each piece has a Braille symbol that represents each letter in the alphabet.

Contents: 26 wooden alphabet pieces, carton box.

106.306 *A - Z alphabet*

◀ Letter rondo

Letter rondo offers many game possibilities around letters and words. Children look for words with the same starting or ending sounds and combine letters to make up new words. The assignment cards offer extra exercises, allowing a playful approach for the child to learn new words.

522.938 *letter rondo*

NL



▶ Letter stamps

Helps to visualise letters when children are not able to write them yet. The size of the handles is especially designed for children hands.
Contents: 27 rubber stamps with wooden handle.
Wooden box with hinged lid (29 x 23 x 5 cm).

187.5001 letter stamps

187.5004 letter stamps outline



▲ 60 stamps in plastic box

Contents: 60 rubber stamps with see-through grip (letters, letter combinations, numbers 0-9, math signs +, -, @, €), wooden ruler.
Blue plastic box with transparent lid (34 x 23 x 5 cm).

187.3000 60 stamps in plastic box



▲ Letter stamps in plastic box

Contents: 27 rubber stamps with wooden handle.
Blue plastic box with transparent lid (32 x 15 x 4 cm).

187.6000 letter stamps in plastic box

◀ Rail-letterstamps

Helps to visualise letters when children are not able to write them yet. The stamp print has an opening so children can practise writing and start with the beginning of the letter shape. The size of the handles is especially designed for children hands.
Contents: 27 rubber stamps with wooden handle.
Wooden box with separate lid (20.5 x 16 x 5 cm).

190.5000 rail-letterstamps



◀ Letter game magnetic

Contents: 78 magnetic white plastic letters, manual. Wooden box with separate lid (50 x 31 x 3.5 cm).

124.3000 letter game magnetic

▶ Letter game

Contents: 78 white plastic letters, manual. Wooden box with separate lid (50 x 31 x 3.5 cm).

124.6000 letter game



124.3000



124.6000

▶ Find the word

Find the word offers a broad range of game possibilities at different levels. For example children make up words themselves by using the letter cards, but they can also find the right words matching the images.

Contents: 40 image cards, 40 cards with an image and the matching word, 40 word cards, 115 letter cards, wooden box with lid (34 x 34 x 7 cm).

NL 522.051 find the word



▶ Stamp set Find the word

Stamp set to practice the recognition of words. Children stamp the images with the matching words.

Contents: 40 stamps with images and 40 stamps with the matching words, 4 stamping pads with ink on waterbase, plastic box (32 x 20 x 8 cm).

523.134 stamp set find the words **NL**





▶ Letter game in plastic box

Practise visual association and develop automatic sound/symbol correspondence. Take for example the letter b and let children create words or collect objects that start with the "b"-sound.

Contents: 26 white plastic letters, manual.

Red plastic box with transparent lid (18.5 x 11 x 4 cm).

124.5000 letter game in plastic box



◀ Magnetic letters

Practise visual association and develop automatic sound/symbol correspondence. Create your own words or use separate letters, for example the letter b, to let children create words or collect objects that start with the "b"-sound.

The set contains plastic cards with all letters of the alphabet and 16 letter combinations.

Contents: 203 magnetic cards.

Wooden box with separate lid (54 x 31.5 x 2.5 cm).

302.1100 magnetic letters NL



◀ Chalk words

Write words with chalk. The assignment cards feature short words and matching pictures. The starting point of the letters is marked to learn the correct way of writing. Copy the cards and stamp or write the word in the boxes to expand vocabulary.

124.9000 chalk words NL

Language play

Discrimination

Auditive discrimination

Visual discrimination

Tactile discrimination

Tactile discrimination

Tactile discrimination is all about feeling differences and similarities by touch. The main goal is to feel the differences and similarities of different shapes and structures. Playing a feel memory or playing a game while blindfolded are activities which stimulate tactile discrimination.

▶ Twins: Shapes

Make twins based on shape. Feel and discriminate between 8 different shapes and place 2 matching shapes side by side in the wooden block. Develop perceptual skills and fine motor skills.

Contents: wooden block with 2 x 8 different shapes.

523.285 *twins: shapes*

▼ Blindfold

Colourful blindfolds that can be used for all the tactile Educo games.

Contents: 4 blindfolds in red, blue, green and orange.

523.320 *Blindfold*



▼ Twins: Textures

Make twins based on texture. Feel and discriminate between 10 different textures and place 2 matching textures side by side in the wooden block.

Develop perceptual skills and fine motor skills.

Contents: wooden block with 2 x 10 different structures.

523.314 *twins: textures*



◀ Tactile dice game

Tactile game with 6 materials: cork, felt, sandpaper and 3 types of plastic. Throw the die, feel the material on top and try to find a disk in the bag with the same material. If you find the matching disk you may place it in your tray, try to collect all materials. Learn to recognise, compare and name various materials and develop perceptual skills.

Contents: wooden tactile die, 4 wooden inlay trays, 24 wooden disks, manual. Cotton bag (27 x 13 cm).

300.4150 *tactile dice game*





▶ Tactile box

With the Tactile Box, children describe what they touch thus stimulating their vocabulary. Feel an object inside the box and describe it without looking. Using adjectives like soft, rough, large or small help students to define the item and find its name. Contents: wooden box with handles and covered hand holes (36 x 20 x 35 cm), manual.

FOB **ASTM** 522.873 tactile box

Set 1: 10 geometric shapes, 10 cards with matching pictures, plastic box.

324.300 tactile materials set 1

Set 2: 12 varied objects, 12 cards with matching pictures, plastic box.

324.400 tactile materials set 2



324.400

324.300



◀ Feel shapes

Ticklish tactile game where fluent shapes are key. Recognise shapes on your back, in a bag, written in the air or play a memory game. Develop gross and fine motor skills, perceptual and early writing skills. Contents: 12 wooden boards, 12 plastic cards, plastic pen, manual. Cotton bag (30 x 20 cm).

523.321 feel shapes

▶ Tactillo

Tactillo engages children to match an abstract shape with its picture. Students improve both visual and tactile skills. Increase the game difficulty by keeping the shapes in the provided bag and seek them out by touch alone. Contents: 8 image strips, 64 wooden shapes (2x 32), bag, manual. Wooden box with partitions and lid (50 x 15 x 6 cm).

FOB **ASTM** 522.818 tactillo
available separately

512.245 wooden stand (49 x 8 cm)



Encourage children to develop their motor skills

Practise motor skills to become a good athlete or a creative artist.

Motor play



Motor play

Motor development

Fine motor skills

Gross motor skills

Fine motor skills

Fine motor skills are all about the coordination of small muscle movements mostly in body parts such as the fingers, usually in coordination with the eyes. The main goal is to prepare children for writing. Tying shoelaces, using scissors and completing a puzzle are activities which stimulate fine motor skills.



◀ Rainbow beads

String beads on laces creating your own patterns. Be creative and make your own necklaces, bracelets or window hangers. Recognise shapes and colours, develop spatial reasoning and fine motor skills.

Contents: 250 plastic beads in 6 shapes and 5 full colours,
8 red cotton laces in 2 lengths.
Transparent plastic bucket with lid (13.5 x 13 cm).

300.4252 *rainbow beads*

▶ Sparkling beads 108

Contents: 108 plastic beads in 6 shapes and 6 transparent colours,
4 cotton laces in 4 colours and 2 lengths.

Transparent plastic bucket with lid (13.5 x 13 cm).

300.4240 *sparkling beads 108*



300.4240

▶ Sparkling beads 252

Contents: 252 beads in 6 shapes and 6 transparent colours,
8 cotton laces in 4 colours and 2 lengths.

Transparent plastic bucket with lid (20 x 13.5 cm).

300.4230 *sparkling beads 252*



300.4230



▶ Sparkling beads 500

Contents: 500 beads in sparkling colours, 16 cotton laces in 4 colours and 2 lengths, 7 dice (die with numbers 1 - 5 and 1 blank side, die with dots 1 - 6, die with dots 1 - 3, 2 dice with colours and 2 dice with shapes). Plastic tray with lid (43 x 31 x 7.5 cm).

300.4220 *sparkling beads 500*



◀ Rubando

Children practise tying their shoelaces in two exciting games. The shoelace-tying board can also be used in learning to tie shoelaces for the first time. Use the copying card to 'issue' Shoe-Tying Certificates' for children who have learned to tie their own shoes.

Contents: 4 shoelace-tying boards, die with shoelace-tying symbols, die with two black dots, copying card with Shoelace Tying Certificate, manual.

300.500 *rubando*

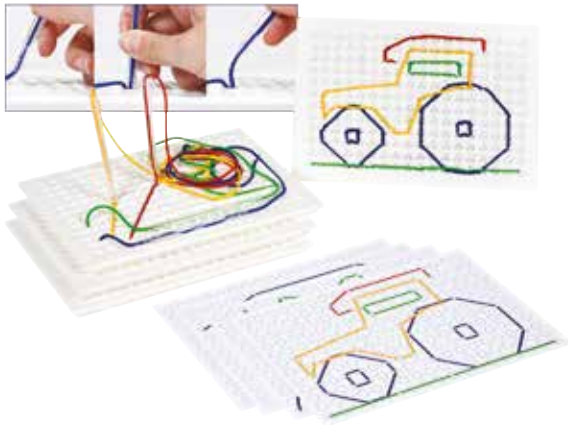


▶ Dressing doll Ed

This dressing character makes learning dressing skills fun. Teach children to buckle, zip, button and lace. Children use fine motor skills to help Ed get ready to go. Machine washable. Ed is 53 cm tall.

FOB **523.035** *dressng doll Ed*





◀ Embroidery set

Create embroidered designs with this safe and easy to use set. Follow examples or use your imagination and make beautiful new patterns.

Contents: 4 plastic embroidery plates (28 x 19.5 cm), 4 embroidery needles with a blunt tip, 9 double sided example cards, embroidery thread, manual.

522.385 embroidery set



▶ Vetrovorm

A fun game for developing hand-eye coordination. Copy colourful designs by threading strings through the perforated cards or use the 6 blank cards to create own designs.

Contents: 18 perforated plastic cards, 24 cotton laces, manual. Wooden box with partitions and lid (35 x 19 x 8 cm).



FOB **ASTM** **522.462** vetrovorm
available separately

522.576 vetrovorm - additional 24 string laces



◀ Beehives

Match the coloured bees to their honeycombs.

These adorable beehives reinforces colour recognition and counting. Using the large tong helps to develop fine motor skills.

Contents: 6 wooden hexagonal beehives in 6 colours, 6 wooden bumble bees in 6 colours, large wooden tong.

106.301 beehives



▲ Happy hammer farm set

Cork board allows for the colourful farmyard figures to be easily applied or removed. Children may follow the 12 sample cards, or make up their own scenes and designs.

Contents: 2 cork boards (30 x 22.5 cm), 12 assignment cards, 2 small plastic hammers, 72 plastic farmyard figures, brass nails, manual.

Wooden box with partitions and lid (40 x 34 x 8 cm).



522.353 *happy hammer farm set*
available separately

522.805 *72 plastic farmyard figures*

512.092 *cork board (30 x 22.5 cm)*

512.090 *box of nails*

522.380 *hammer*



▲ Happy hammer geo set

Create mosaic designs with geometric shapes in various colours. Model one of the 12 assignment cards or make up your own unique creations. Improve fine motor skills and hand-eye coordination.

Contents: 2 cork boards (30 x 22.5 cm), 12 assignment cards, 2 small plastic hammers, 144 plastic geo shapes, brass nails, manual.

Wooden box with partitions and lid (40 x 34 x 8 cm).

522.355 *happy hammer geo set*
available separately



522.357 *144 plastic shapes*

512.092 *cork board (30 x 22.5 cm)*

512.090 *box of nails*

522.380 *hammer*

▶ Letter tic

Nail wooden letters on the soft board creating your own words. Improve hand-eye coordination, creativity, spatial reasoning and fine motor skills. Develop automatic sound/symbol correspondence.

Use Letter tic in combination with Hammer words so children learn to inculcate and copy words from assignment cards.

Contents: 93 wooden letters, 2 wooden hammers, 2 soft boards, 2 plastic boxes with nails, manual.

Wooden box with separate lid (32 x 30 x 6 cm).

123.3000 *letter tic*



▼ Hammer words

Assignment cards for Letter tic.

Contents: 30 plastic assignment cards, 2 wooden holders, manual.

Red plastic box with transparent lid (18.5 x 11 x 4 cm).




123.3002 *hammer words*





◀ **Screwy**

This ever-fascinating nuts and bolts game requires children to copy the various colour/shape sequences.
 Contents: 8 assignment cards, 64 multi-coloured plastic geometric pieces, manual.
 Wooden box with partitions and lid (40 x 34 x 8 cm).

522.046 *screwy*   
 available separately
 522.763 *game card holder*

▶ **Insert mosaic**

Children arrange a mix of round and square multi-coloured pegs and learn to convert a 2-D picture into a 3-D situation. Children choose a perforated image card, insert it into a frame stand and apply the matching pegs. The 10 mm pegs and their boards are more complex than the 15 mm version. Fine tune motor skills as well as colour and pattern perception with this developmental game.

Contents: 2 plastic insert frames, 10 plastic assignment cards, manual.
 Wooden box with partitions and lid (40 x 34 x 9 cm).

  522.333 *insert mosaic 10 mm*
 522.334 *insert mosaic 15 mm*

available separately
 522.335 *additional pins 10mm (c.800 pcs)*
 522.336 *additional pins 15mm (c.400 pcs)*
 522.337 *additional insert frame 20 x 28 cm*






522.333

522.334

◀ **Maxi insert mosaic**

A transparent insert mosaic frame to encourage children to exercise their colour and shape perception. Children can make their own creations or use one of the 8 assignment cards. The assignment cards have 8 advancing levels of difficulty.
 Contents: 160 pegs in 8 bright colours, 8 assignment cards, manual.
 Wooden box with partitions and lid (31 x 29 x 8.5 cm).

523.096 *maxi insert mosaic*   
 523.095 *mosaic board (38x27 cm)*





▶ Kralo group set

Use the transparent bead boards as an image overlay or increase difficulty by using an image card as a separate guide. Children are challenged to find a starting point when applying the beads. The application of beads to the board highly engages hand - eye and thumb - pointer finger coordination. Self-checking.
 Contents per set: 4 bead boards,
 12 patterned image cards,
 1000 plastic beads, manual.
 Wooden box with partitions and lid
 (43 x 22 x 5.5 cm).



522.808 *kralo group set - square*

522.809 *kralo group set circle*



▲ Learning board all in one

Wonderfully large learning board, consisting of a blue board with mobile frame, 224 geo blocks (14 pcs each one of 4 shapes; square, convex, triangle and circle and 4 colours) and 6 double sided work cards.
 Board size: 83 x 70 cm. Frame size: 83 x 43 x 92 cm.

523.023 *learning board all in one*

◀ Motor skills learning board - toddler

A beautifully designed motor skills board. Trains motor skills, spatial relations and the ability to concentrate.

The wooden discs can be moved to the right place using a magnetic pen.

Size: 29,5 x 29,5 cm.

523.004 motor skills learning board - toddler



▶ Motor skills board - flowers

A motor skills board that trains motor skills, colours and the ability to concentrate.

The coloured balls can be moved to the right place using a magnetic pen.

Size: 29,5 x 29,5 cm.

522.963 motor skills board - flowers



▶ Motor skills board - counting fruit

A motor skills board that trains motor skills, counting and the ability to concentrate.

The wooden discs can be moved to the right place using a magnetic pen.

Size: 29,5 x 29,5 cm.

522.939 motor skills board - counting fruit





▶ Magnet game Car

A motor skills board that trains motor skills, spatial relations and the ability to concentrate. Let the cars drive along the road and bring them to the right parking lot. Size: 35 x 35 cm.

523.312 magnet game car



◀ Motor skills board - knobs

Board with knobs to rotate around the curves, angles and squiggles. Develops hand-eye coordination and fine motor skills. Contents: Wooden board with 20 knobs and 12 guide patterns. Size: 29 x 29 cm.

523.146 motor skills board - knobs



◀ Motor skills play - treasure chest

A motor skills board that trains motor skills, spatial relations and the ability to concentrate. The jeweleries must be transported to the treasury by a magnetic pen. The attached sample cards provide extra differentiation, so every child can play this game on its own level. Size: 33 x 35 cm.

523.242 motor skills play - treasure chest

◀ Magnetic maze/pre-writing motor skills boards

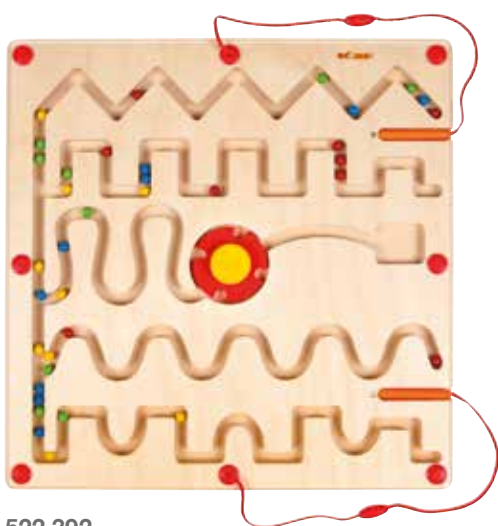
Excellent for developing hand eye coordination, logical thinking and visual tracing. While playing with these boards, the children train their writing movements, spatial awareness and concentration.

For every board there are 6 exercise cards with examples of patterns. Using these cards, the children try to move the coloured balls with the magnetic pen through the maze to the right spot.


Size: 35,5 x 37,5 x 5 cm.




522.391



522.392



522.393



522.394

522.391 motor skills board - numbers



522.392 motor skills board - pattern 1

522.393 motor skills board - pattern 2

522.394 motor skills board - shapes



▶ Basic graphic learning board

A beautifully designed motor skills board, that can be used to playfully practice writing motor skills, spatial relations and the ability to concentrate. With the help of the instruction cards which show example patterns, the coloured balls are moved to the correct place using the attached magnetic pen. The children also trace the lines of real letters in a step towards really writing.

Size: 29.5 x 29.5 cm.

522.951 *basic graphic learning board*




◀ Counting learning board

A motor skills board to playfully practice motor skills as well as gain number comprehension. Using the instruction cards with example patterns, the coloured balls are moved to the correct place using the attached magnetic pen.

Size: 29.5 x 29.5 cm.

522.952 *counting learning board*





◀ **Skribi**

Push a marble through the maze using one of the cups, while avoiding the holes. By making large writing motions on the playing board children improve hand-eye coordination and fine motor skills, important for learning to write.

Contents: playing board box lid, 2 additional playing boards, 4 transparent cups in 2 sizes, 10 marbles in 2 colours, manual. Wooden box (50.5 x 33 x 3 cm).


325.100 skribi

▶ **Skribi, supplementary set**

Extra cards for Skribi. With these cards children practise writing movements with one or both hands simultaneously. Practising coordination between the left and the right hand is important for learning to write.

Contents: 3 playing boards (49 x 31.5 cm), manual.

325.1A0 skribi, supplementary set



◀ **Motor skills cards**

Practical and fun way to practice writing. The plastic coated cards are an excellent teaching aid for the development of handwriting and pen control. Students use the 4 sections: the top line illustrates a writing pattern; the next line shows the beginning of the same pattern; the third line is for free-form copying; and the last section is for free-form copying within a frame. Use with whiteboard markers (not included).

Contents: 10 motor skills cards (33.5 x 22 cm), manual. Wooden box with lid (37 x 23 x 4.5 cm).

522.274 motor skills cards **FOB** **ASTM**






▶ Write activity cards set 1 & 2

Practise writing movements with aquarelle pencils and afterwards simply clean the cards with a damp cloth. Develop hand-eye coordination and fine motor skills. Contents: 12 plastic cards, 4 white aquarelle pencils, manual. Wooden box with transparent lid (29 x 24 x 2.5 cm).

302.1510 write activity cards set 1

302.1515 write activity cards set 2 (advanced)
available separately

302.1520 aquarelle pencils (10)



302.1510

302.1520

302.1515

◀ Draw what's missing

It is a real challenge to childlike curiosity to discover where 'the mistake is' and...to set it straight. Good, concentrated observation is the message here, wrapped in a fun way to work. Taking turns, visual observation focuses on the total representation, on the detail and vice versa. Applying logical reasoning, the observations convert to precision motor activities, until the final result appears.

Contents: 3 activity cards with 36 'draw the missing items', 3 activity cards with 24 'connect the dots', whiteboard marker, manual.

Wooden box with lid (27 x 22 x 2 cm).

372.600 draw what's missing

▶ Magnet experiment game

Explore the principles of magnetism by putting the magnet on the board. Do the objects cling to the magnet? Predict the outcome by putting a green pin if you think an object will cling to the magnet and a red pin if you think it won't. The box can be filled with a wide array of your own materials. Contents: wooden board (30,5 x 20,5 x 4 cm) with a sliding lid and attached magnet.

FOB 523.275 magnet experiment game





◀ Writing patterns

Follow the tracks of the writing patterns with your index finger or with the wooden pen. Start with the large patterns and after that the small ones. Develop early writing skills as well as fine motor skills.

Contents: 10 blue plastic plates with relief of 0.5 mm, with writing patterns in 2 sizes, wooden 'pen', manual.
Wooden box with hinged lid (29.5 x 20.5 x 7 cm).

131.4000 *writing patterns*



◀ Number shapes

Follow the shapes of the numbers with your index finger or with the wooden pen. The shapes feature arrows with small numbers to learn the correct way of writing. Develop early writing skills as well as fine motor skills.

Contents: 10 blue plastic plates with relief of 0.5 cm, with numbers 0-9 in 2 sizes (the largest number is 9,5 cm and the smallest 7 cm), 2 wooden 'pens', manual.
Wooden box with hinged lid (29.5 x 20.5 x 7 cm).

131.5000 *number shapes*

▶ Screw the shapes

Game with 3 different shapes in various colours to practice fine motor skills and hand-eye coordination. Contents: wooden stand, 9 wooden discs, manual.

523.196 *screw the shapes*



Motor play

Motor development

Fine motor skills

Gross motor skills

Gross motor skills

Gross motor skills are all about movements of the large muscle groups and whole body movement. The main goal for children is to move in a flexible way. Playing hide and seek, aiming for a goal and modeling clay are activities which stimulate the gross motor skills.



◀ Crazy clowns

Play and experiment with this clownish wall. Give the clowns a matching nose, move the bow ties and turn the wheels to practise early writing and fine motor skills.

Contents: wooden discover and activity panel (65 x 50 cm), wooden panel holder.

302.0710 *crazy clowns*

▶ Butterfly, car and fish

Play and experiment with this cheerful wall. Let the butterfly fly, the car drive and the fish swim to practise early writing and fine motor skills. Contents: wooden discover and activity panel (65 x 50 cm), wooden panel holder.

302.0711 *butterfly, car and fish*





◀ Activity die

What part of the body does the die show? What can you do with it? Learn to recognise and name body parts and discover their functions. The die is made from soft plastic, which makes it safe to handle and roll quietly. Easy to clean so suitable for indoor as well as outdoor use.
Contents: large soft plastic die with images showing body parts (10 cm), manual.

301.1530 activity die **FOB**

▶ Summer skis

These colourful summer skis encourage children to work together while exercising. The skis are made of wood and have two anti-slip rubber blocks underneath. Children build teamwork skills while they improve their coordination.
Contents: set of wooden skis with hand ropes (ski size: 89 x 9 cm), manual.

524.003 summer skis



▲ Spinning top

The giant spinning top will never get boring to use. A high vertical edge ensures that fingers won't get trapped, and a ventilation safety feature means that the spinning top can also be used as a roof of a playhouse, or as a really good hiding place! Made of tough, durable plastic. Suitable for indoor or outdoor use.
Size: 80 x 44 cm.

524.001 giant spinning top



▲ Walking stilts

Solid, stable and robust, these walking stilts have cartoon-style animal images on them. They are available in two heights, have adjustable ropes and come in one of 4 colours.
Contents: 1 pair of 12 cm/15 cm stilts with ropes, manual.

522.766 walking stilts 12 cm **FOB**
522.767 walking stilts 15 cm



◀ Wooden stilts

This pair of sturdy stilts has adjustable foot rest heights. The movable foot rests are brightly coloured.

Body awareness, balance and coordination are exercised by walking with these stilts.

Contents: set of wooden stilts (height 155 cm), manual.



522.768 wooden stilts **FOB**



▲ Gogo roller

Fun way to improve gross motor skills (balance, coordination, etc).

Made from robust plastic, with steel axles and rounded corners for safety.

Hand grips included.

Size: 40.5 x 35 x 50 cm.

524.009 gogo roller **ASTM**

▼ Giant Mikado

Hold the Mikado in one hand and then let go of the 25 sticks.

Take turns picking up a stick without moving the other sticks.

Points may be assigned for the different coloured stripes.

Once all the sticks have been taken, the player with most points

wins. Playing the giant Mikado game improves motor skills

and encourages careful coordination of body movements.

Contents: 25 wooden Mikado sticks with coloured stripes (100 cm), manual.

FOB 522.892 giant mikado






◀ Marble mat

A marble mat for indoor use. With anti-slip layer to prevent it from moving while playing.
Dimensions: 200 x 95 cm.

009.401 marble mat



▶ Hopscotch mat

A hopscotch mat for indoor use. With anti-slip layer to prevent it from moving while playing.
Dimensions: 200 x 95 cm.

009.400 hopscotch mat





▶ Throwing game

Combining elements from many classic games, this fun activity encourages counting. Throw 4 rope rings onto the pins and then count your score based on the pin values. This game can be used on the floor or can be wall-mounted.

Contents: 1 wooden board with 9 pins (ø 50 cm), 4 rope rings, manual.

FOB 522.820 *throwing game*



▶ Horse harness

Beautifully made horse harness. Using real leather, this play harness is both sturdy and durable.

522.091 *horse harness*

522.095 *horse harness with a bell*

522.096 *horse harness with safety push button*



◀ Foam handballs

Very soft and safe foam handballs from highly durable anti-tear waterproof plastic.


522.449 *foam handball red ø 15 cm*

522.481 *foam handball blue ø 9 cm*

Encourage children to discover the world

Fit pieces into place and improve spatial reasoning skills. Reveal and discuss shapes and images.

Puzzle play



Puzzle play

Play and solve

Knob puzzles

Inlay puzzles

Jigsaw puzzles

Layer puzzles

Floor puzzles

Putting together a puzzle is all about trying to fit the right pieces into the right place. The main goal for children is to improve their coordination, fine motor skills, language, and cognitive capacities. Solving problems, making decisions, and practicing memory skills are activities that are stimulated by doing puzzles.



◀ Puzzles with knobs

Attractive puzzles for the youngest children who are discovering the joy of puzzles. Thanks to the big knobs, the puzzle pieces are easy to grasp and move. There are 4 lift-out shapes in each scene. The bold and colourful images appeal to young children. Contents: 1 wooden puzzle frame (varnished beech 24 x 24 cm), 4 knobbed wooden puzzle pieces.

523.206 puzzle with knobs - peacock

FOB

523.207 puzzle with knobs - libelle

▶ Insert boards

Inlay puzzles that stimulate the visual perception. The children see the image of the hide and search for the corresponding piece of the puzzle. Thanks to the big knobs, the puzzle pieces are easy to grasp and move. Contents: 1 wooden puzzle frame (varnished beech 24 x 30 cm), 4 or 6 lift-out shapes.

FOB

523.208 inlay board - scale and elyta

523.209 inlay board - African fur



◀ Inlay boards - fruit/animal

With 10 lift-out shapes in each scene, children become familiar with the names of various fruits and animals.

These boards use large, easy to grip knobs. Contents: 1 wooden puzzle frame (varnished beech 28 x 28 cm), 10 lift-out shapes.

522.636 inlay board - fruit

FOB

ASTM

522.637 inlay board - animals



▲ Inlay boards

Inlay puzzle boards that are specifically designed for the very young or those with developing motor skills.

The lift out pieces have large knobs for easy maneuvering.

Contents: 1 wooden puzzle frame (varnished beech 34 x 34 cm).



522.924 inlay board - vehicles (11 shapes)

522.926 inlay board - geometric shapes (12 shapes)

522.927 inlay board - house and garden (11 shapes)



▲ Hidden surprises puzzles

A colourful educational tool designed specifically for younger children. When a shape is lifted up, it reveals a surprise image which is associated with the puzzle piece.

Contents: 1 wooden puzzle frame (varnished beech 28 x 28 cm),

8 or 9 lift-out shapes.

522.402 hidden surprises puzzle - bedroom



522.403 hidden surprises puzzle - birthday party

522.404 hidden surprises puzzle - picnic

522.405 hidden surprises puzzle - nesting boxes



◀ Surprise inlay boards

A colourful educational tool designed specifically for younger children. When a shape is lifted up, it reveals a surprise image which is associated with the puzzle piece.

Contents: 1 wooden puzzle frame (varnished beech 28 x 28 cm), 7-9 wooden lift-out shapes with knobs.

- 522.650 *surprise inlay board - farm house* FOB ASTM
- 522.651 *surprise inlay board - woods*
- 522.653 *surprise inlay board - zoo*

▶ Inlay boards at home

These beautifully detailed inlay boards show children in different rooms of the house. Each board has lift-out shapes with easy to grip wooden knobs.

Contents: 1 wooden puzzle frame (varnished beech 34 x 34cm), 10 wooden lift out shapes with knobs.

- FOB 522.915 *inlay board at home - kitchen*
- 522.916 *inlay board at home - bathroom*
- 522.917 *inlay board at home - child's room*
- 522.918 *inlay board at home - living room*



Puzzle play

Play and solve

Knob puzzles

Inlay puzzles

Jigsaw puzzles

Layer puzzles

Floor puzzles

▼ Pattern inlay boards

8 different boards with an image that repeats but in different sizes or with a slightly different detail to match. Children learn to differentiate between size changes of the same image. Contents: 1 wooden image strip (varnished beech 38 x 10 cm), 5 wooden image pieces.

- FOB** 522.860 *pattern inlay board - knight*
- 522.861 *pattern inlay board - princess*
- 522.862 *pattern inlay board - fairy*
- 522.863 *pattern inlay board - horse*
- 523.025 *pattern inlay board - sheep*
- 523.026 *pattern inlay board - cow*
- 523.027 *pattern inlay board - duck*
- 523.028 *pattern inlay board - pig*



Puzzle play

Play and solve

Knob puzzles

Inlay puzzles

Jigsaw puzzles

Layer puzzles

Floor puzzles

▼ Vertical puzzles

Create vehicles or animals as shown on the assignment cards by placing wooden puzzle pieces in a holder.

Get familiar with working in horizontal as well as vertical planes, by first creating the puzzle on a flat surface

before using the holder. Train visual memory, spatial reasoning and fine motor skills. Set of 4 vertical puzzles

"Vehicles": train, boat, car, bus. Set of 4 vertical puzzles "The travelling monkey": giraffe, bear, penguin, kangaroo.

Contents: 4 plastic assignment cards, 4 x 12 wooden puzzle pieces, 4 wooden holders (25 x 20.5 x 6 cm).

390.6111 set vertical puzzles - vehicles

available separately

390.6113 vertical puzzle - train

390.6114 vertical puzzle - boat

390.6117 vertical puzzle - car

390.6118 vertical puzzle - bus

390.6130 set vertical puzzles - the travelling monkey

available separately

390.6131 vertical puzzle - giraffe

390.6132 vertical puzzle - bear

390.6133 vertical puzzle - penguin

390.6134 vertical puzzle - kangaroo



390.6111



390.6130





▶ Block puzzle

Block puzzle that contains the following animals: a duck, a sheep, a cow and a rabbit each in a different colour. The 6 large oblong wooden puzzle blocks are suitable for the small hands of very young children. By turning the blocks, one of the animals is created. Contents: 1 wooden puzzle frame, 6 oblong wooden blocks (3.5 x 3.5 x 20 cm).

306.400 *block puzzle*



◀ Animal combination puzzle

12 animals are illustrated on 24 wooden tablets, which the child pairs to complete each animal. As all tablets fit together, the child can make funny combinations. This encourages language development as a child tells about its own imaginary animals.

Contents: 24 wooden tablets (8.5 x 5.2 cm).

Wooden box with lid (28.5 x 14 x 5 cm).

323.200 *animal combination puzzle*

▶ Child-animal puzzle box

A set of 8 framed jigsaw puzzles featuring children with their pets. There are four 4-piece puzzles and four 6-piece puzzles. Contents: 8 wooden jigsaw frames (varnished beech 18 x 18 cm), 40 jigsaw pieces (6 mm birch plywood). Wooden box with partitions and lid (42 x 22 x 6 cm).

FOB 522.346 *Child-animal puzzle box*





◀ Animals puzzles

This animal themed series of framed puzzles helps advance students into jigsaw puzzles. Children learn to sort and arrange the border pieces around the central jigsaw piece.

Available individually or as a set of 4.

Contents: 1 wooden frame (varnished beech 24 x 24 cm), 9 puzzle pieces (4 mm birch plywood).

523.089 animal puzzle - flying



523.090 animal puzzle - marine

523.091 animal puzzle - polar

523.092 animal puzzle - farmyard

523.093 animal puzzles - complete set of 4

▶ Growth puzzle - marine

This marine theme puzzle including shell, crab, turtle and whale, encourages kids to learn about marine life. They are perfect for pretend play and children develop hand-eye coordination and fine motor skills. Contents: 4 wooden puzzle frames, 4 3D puzzle pieces.

106.305 growth puzzle - marine



▶ Growth puzzle - vehicle

This colourful vehicle puzzle contains a spacecraft, helicopter, car, and submarine. They fit neatly into their spots and are perfect for pretend play. Contents: 4 wooden puzzle frames, 4 wooden puzzle pieces.

106.304 growth puzzle - vehicle



▶ Vehicle puzzle box

Trains, planes and automobiles are some of the themes children love. This complete set of 10 colourful jigsaws have wonderful illustrations with a transportation theme. Five of the puzzles have 6 pieces and five have 8 pieces. Contents: 10 wooden puzzle frames (varnished beech 14 x 20 cm), 70 wooden jigsaw pieces (6 mm birch plywood).

Wooden box with partitions lid (32 x 23 x 7 cm).

FOB **ASTM** 522.350 vehicle puzzle box



▶ Animal puzzles - Mother and baby

This series of beautifully illustrated and framed puzzles features mother and baby scenes from the animal kingdom. The puzzles vary from 6 to 12 pieces each. The puzzles have square or rectangular pieces. Available separately or as a boxed set of 8.

Contents: 1 wooden puzzle frame (varnished beech 24 x 24 cm), 6 puzzle pieces (2.5 mm plastic).

FOB **ASTM** 522.276 animal puzzle-mother and baby - giraffe
 522.277 animal puzzle-mother and baby - crocodile
 522.278 animal puzzle-mother and baby - panda
 522.279 animal puzzle-mother and baby - monkey
 522.633 animal puzzle-complete set of 8

522.280 animal puzzle-mother and baby - elephant
 522.281 animal puzzle-mother and baby - zebra
 522.282 animal puzzle-mother and baby - penguin
 522.283 animal puzzle-mother and baby - hippo



◀ Puzzle - girls & boys

Two sets of framed puzzles featuring either girls or boys. Each set of 4 puzzles has 9-12 pieces with straight or wavy edges. Contents: 4 wooden framed puzzles (varnished beech 20 x 20 cm), 9-12 puzzle pieces (2.5 mm plastic).

FOB

- 522.056 puzzle - girls complete set of 4
- 522.057 puzzle - boys complete set of 4

▼ Baby puzzles

These 4 lovely framed jigsaw puzzles capture life with a new baby in the house. The rich details engage the imagination and inspire questions from children. These puzzles help children enjoy the anticipation of a new baby. Available separately or in a set of 4.

Contents: 1 wooden frame (varnished beech 24 x 24 cm), jigsaw pieces (4 mm birch plywood).

- FOB** **ASTM** 522.676 baby puzzle - sleeping (12 pieces)
- 522.677 baby puzzle - bathing (12 pieces)
- 522.678 baby puzzle - eating (9 pieces)
- 522.679 baby puzzle - playing (9 pieces)
- 522.684 baby puzzles - complete set of 4





▶ My Health puzzles

A set of 4 beautifully detailed puzzles showing children in situations relating to their health. Each puzzle has 16 pieces and fits into a beech frame. Puzzles available individually or as a set.

Contains: 1 puzzle frame (varnished beech 34 x 34 cm), 16 jigsaw pieces (4 mm birch plywood).



522.551 *my health puzzle - dentist*

522.552 *my health puzzle - doctor*

522.553 *my health puzzle - vet*

522.554 *my health puzzle - hospital*

522.557 *my health puzzles - set of 4*



◀ Personal hygiene puzzles

A series of 4 framed scenes concentrating on personal hygiene. These scenes can be used as teaching aids as well as fun jigsaw puzzles. Available individually or as a set of 4.

Contents: 1 wooden puzzle frame (varnished beech 34 x 34 cm), 16 or 25 jigsaw pieces (4 mm birch plywood).



522.590 *washing your hands (16 pieces)*

522.591 *bath time (16 pieces)*

522.592 *getting dressed (25 pieces)*

522.593 *brushing your teeth (25 pieces)*

522.594 *personal hygiene puzzles - complete set of 4*



◀ Children's activities puzzles

A series of 4 wonderfully detailed puzzles depicting happy events that children enjoy experiencing.

Available individually or as a set of 4.

Contents: 4 wooden frames (varnished beech 40 x 28 cm), 24 jigsaw pieces each (4 mm birch plywood).



- 522.570** children's activities puzzle - birthday party
- 522.571** children's activities puzzle - farm visit
- 522.572** children's activities puzzle - picnic
- 522.573** children's activities puzzle - playground
- 522.627** children's activities puzzles - complete set of 4

▼ Fairytale puzzles

4 inviting puzzles that have attractive illustrations with themes from well-known fairy tales. The puzzles can also be used as visual aids for story telling. Available individually or as a full set.

Contents: 1 wooden puzzle frame (varnished beech 40 x 28 cm), 35 jigsaw pieces (4 mm birch plywood).



- 522.560** fairytale puzzle - Aladdin
- 522.561** fairytale puzzle - Cinderella
- 522.562** fairytale puzzle - Snow White
- 522.563** fairytale puzzle - Hansel and Gretel
- 522.634** fairytale puzzles - complete set of 4


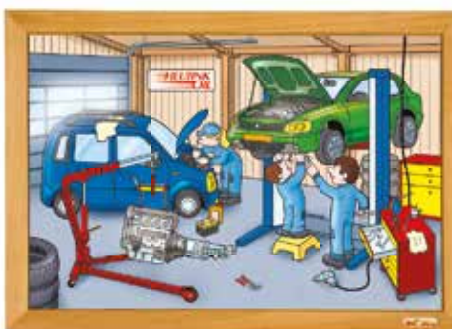




▶ Technique puzzles

A series of puzzles that contains appealing images of different technique situations. The diversity within this series makes it suitable for introducing science instruction and class discussion. Available individually or as a set of 4.

Contents: wooden puzzle frames (varnished beech 40 x 28 cm), wooden jigsaw pieces (4 mm birch plywood).




523.294 technique puzzle - garage (24 pieces)

523.295 technique puzzle - airdock (24 pieces)

523.296 technique puzzle - workshop (35 pieces)

523.297 technique puzzle - shipyard (35 pieces)

523.298 technique puzzles - complete set of 4



◀ Transport puzzles

A series of 4 large framed puzzles that increase in difficulty as the pieces get smaller and become more numerous. The scenes show familiar situations that can also be used as a story board for safety talks. Available individually or as a set of 4.

Contents: 4 wooden puzzle frames (varnished beech 34 x 34 cm), jigsaw pieces (4 mm birch plywood).



522.067 transport puzzle - airport (16 pieces)

522.068 transport puzzle - train station (25 pieces)

522.069 transport puzzle - ferry (36 pieces)

522.070 transport puzzle - traffic (49 pieces)

522.071 transport puzzles - complete set of 4



▲ Astronautics puzzles

A series of puzzles that contains appealing images with the theme of space travel. The diversity within this series makes it suitable for introducing science instruction and class discussion. Available individually or as a set of 4.

Contents: 1 wooden puzzle frame each (varnished beech 40 x 40 cm),
30 wooden pieces (4 mm birch plywood).

523.229 astronautics puzzle - rocket

FOB

ASTM

522.230 astronautics puzzle - astronaut

522.231 astronautics puzzle - earth

522.232 astronautics puzzle - stars and planets

523.228 astronautics puzzles - complete set of 4

► Street Action puzzles

A series of 4 large framed puzzles that increase in difficulty as the pieces get smaller and become more numerous.

The scenes show familiar situations and can also be used for safety talks.

Available individually or as a set of 4.

Contents: 1 wooden puzzle frame each (varnished beech 34 x 34 cm),
jigsaw pieces (4 mm birch plywood).

FOB

ASTM


522.072 street action puzzle - rescue (16 pieces)

522.073 street action puzzle - fire fighters (25 pieces)

522.074 street action puzzle - road building (36 pieces)

522.075 street action puzzle - trash collection (49 pieces)

522.076 street action puzzles - complete set of 4






▶ Power puzzles

A unique series of tough looking puzzles. The puzzles have 28 or 35 pieces. The themes are all about power and excitement.

The set contains the puzzles: Formula 1, Power boat race, Motor cross and a air show.

Puzzle pieces of 4 mm birch plywood. Varnished beech wooden frame.

Frame size 40 x 28 cm.

**FOB****ASTM**




523.301 power puzzle - formula 1 (28 pieces)

523.302 power puzzle - power boat race (35 pieces)

523.303 power puzzle - motor cross (28 pieces)

523.304 power puzzle - air show (35 pieces)

523.305 power puzzles - complete set of 4



▶ Dino puzzles

This series of puzzles is one every dinosaur lover should have. The diversity within this series makes it a tool for story telling and class discussion.

Available individually or as a set of 4. Contents: 1 wooden puzzle frame each (varnished beech 40 x 40 cm), jigsaw pieces (4 mm birch plywood).

FOB**ASTM**

523.223 dino puzzle - on the land (36 pieces)

523.224 dino puzzle - in the water (49 pieces)

523.225 dino puzzle - in the ice age (49 pieces)

523.226 dino puzzle - excavation (64 pieces)

523.243 dino puzzles - complete set of 4





◀ Seasons puzzles

Every season is featured in this series of 4 puzzles. The pictures all show scenes outside the same house but at different times of the year. The simplicity and quantity of pieces are perfect for the youngest puzzle solvers.

Available individually or as a set of 4. Contents: 1 wooden puzzle frame each (varnished beech 34 x 34 cm), jigsaw pieces (4 mm birch plywood).



522.855 seasons puzzle - spring (9 pieces)

522.856 seasons puzzle - summer (16 pieces)

522.857 seasons puzzle - autumn (9 pieces)

522.858 seasons puzzle - winter (16 pieces)

522.859 seasons puzzles - complete set of 4

▶ The Four Seasons

Every season is featured in this wonderfully detailed series of 4 puzzles. The pictures all show scenes outside the same house and garden but at different times of the year. These puzzles also work well as story boards. Available individually or as a set of 4.

Contents: 1 wooden puzzle frame each (varnished beech 34 x 34 cm), jigsaw pieces (4 mm birch plywood).

FOB

522.623 the four seasons - spring (25 pieces)

522.624 the four seasons - summer (36 pieces)

522.625 the four seasons - autumn (49 pieces)

522.626 the four seasons - winter (64 pieces)

522.116 the four seasons - complete set of 4





▶ Holiday puzzles

A series of 4 framed puzzles with appealing holiday activities. Beautifully drawn pictures of a cruise, winter sports, camping and safari. Available individually or as a set of 4.

Contents: 1 wooden frame each (beech wood 40 x 40 cm), 49 puzzle pieces each (4 mm birch plywood).





523.267 holiday puzzle - cruise

523.268 holiday puzzle - winter sports

523.269 holiday puzzle - camping

523.270 holiday puzzle - safari

523.271 holiday puzzles - complete set of 4



◀ Puzzles European cities

Explore great cities in Europe with these appealing puzzles of famous buildings.

Available individually or as a set of 4.

Contents: 1 wooden frame each (varnished beech 40 x 40 cm), 49 pieces each (4 mm birch plywood).




523.257 puzzle European cities - Paris

523.258 puzzle European cities - Moscow

523.259 puzzle European cities - London

523.260 puzzle European cities - Pisa

523.261 puzzles European cities - complete set of 4



◀ Sports puzzles I

This wonderful series of 4 framed jigsaw puzzles shows pictures of ice hockey, cycle racing, basketball and fitness training. The beautifully illustrated scenes are rich in detail and fun to put together. Available individually or as a set of 4. Contents: 1 wooden frame each (varnished beech 40 x 40 cm), 64 jigsaw pieces each (4 mm birch plywood).



- 523.247 sports puzzle - ice hockey
- 523.248 sports puzzle - cycle racing
- 523.249 sports puzzle - basketball
- 523.250 sports puzzle - fitness training
- 523.251 sports puzzles - complete set of 4


▶ Sports puzzles II

This wonderful series of 4 framed jigsaw puzzles shows pictures of swimming, horse riding, soccer and ballet. The beautifully illustrated scenes are rich in detail and fun to put together. Available individually or as a set of 4.

Contents: 1 wooden frame each (varnished beech 40 x 40 cm), 64 jigsaw pieces each (4 mm birch plywood).



- 522.877 sports puzzle - swimming pool
- 522.878 sports puzzle - horse riding
- 522.879 sports puzzle - soccer
- 522.880 sports puzzle - ballet
- 522.881 sports puzzles - complete set of 4








▶ Recreation puzzles

This series of 4 large framed puzzles appeal to the imagination. The pictures are full of detail and great for use as an anticipatory set before story telling. Available individually or as a set of 4. Contents: 1 wooden frame each (varnished beech 40 x 40), 64 jigsaw pieces each (4 mm birch plywood).



- 522.615 recreation puzzle - children's farm
- 522.616 recreation puzzle - zoo
- 522.617 recreation puzzle - amusement park
- 522.618 recreation puzzle - swimming pool
- 522.099 recreation puzzles - complete set of 4





◀ Wonders of the World puzzles


Explore the world with this series of Wonders of the World puzzles. See the Colosseum, Taj Mahal, Great Wall of China, and the Great Pyramid of Giza. Available individually or as a set of 4.

Contents: 1 wooden frame each (varnished beech 40 x 40), 81 jigsaw pieces each (4 mm birch plywood).



- 523.262 wonders of the world - Colosseum
- 523.263 wonders of the world - Taj Mahal
- 523.264 wonders of the world - Great Wall of China
- 523.265 wonders of the world - Great Pyramid of Giza
- 523.266 wonders of the world - complete set of 4





◀ USA puzzles

Explore the world with this series of USA puzzles. See the White house, Golden Gate, Mount Rushmore, and the Statue of Liberty. Available individually or as a set of 4. Contents: 1 wooden frame each (varnished beech).

FOB **ASTM**

523.287 USA puzzle - White house (25 pieces)

523.288 USA puzzle - Golden Gate (36 pieces)

523.289 USA puzzle - Mount rushmore (49 pieces)

523.290 USA puzzle - Statue of liberty (64 pieces)

523.291 USA puzzles - complete set of 4

▶ Series 81 puzzles

Full of detail and talking points, these 4 puzzles depict everyday scenes. The puzzles each contain 81 pieces and are available individually or as a set of 4. Puzzle pieces 4 mm birch plywood. Varnished beech wood frame. Frame size: 40 x 40 cm.

FOB

522.162 series 81 puzzle - supermarket

522.163 series 81 puzzle - ice cream parlour

522.164 series 81 puzzle - toy shop

522.165 series 81 puzzle - bakery

522.161 series 81 puzzle - complete set of 4





▶ Series 100 puzzles

Wonderfully illustrated, these 4 advanced level jigsaw puzzles appeal to the imagination. The number of pieces makes these appropriate for advanced or group play. Available individually or as a complete set of 4. Contents: 1 wooden frame each (varnished beech 40 x 40 cm), 100 jigsaw pieces each (4 mm birch plywood).



522.812 series 100 puzzle - knights

522.813 series 100 puzzle - cowboys and indians

522.811 series 100 puzzle - pirate ship

522.814 series 100 puzzle - castle

522.810 series 100 puzzles - complete set of 4



◀ Triama

These challenging jigsaw puzzles are beautifully illustrated in a realistic way. All pieces are the same size and shape which encourages students to pay close attention to details. The corners of the inlay board show 4 growth cycle stages in the development of a butterfly. Contents: 1 wooden inlay frame board (birch plywood 34 x 34 cm), 24 pieces.

522.825 triama - butterflies

522.826 triama - flowers

► Above and beneath puzzles

This unique series of puzzles each illustrate what is going on above and beneath the ground and / or water. The pictures provide many topics for discussions. These offer advanced puzzling fun with no less than 120 pieces in each. Available individually or as a complete set of 4. Contents: 1 wooden frame each (varnished beech 40 x 50 cm), 120 jigsaw pieces each (4 mm birch plywood).



- 522.851 *above and beneath puzzle - ocean*
- 522.852 *above and beneath puzzle - lake*
- 522.853 *above and beneath puzzle - woods*
- 522.854 *above and beneath puzzle - city*
- 522.850 *above and beneath puzzles - complete set of 4*



◀ Surprise puzzle - farm

The surprise puzzle (25 pieces) is very suitable for children that need an extra challenge. The puzzle box depicts an image of a startled farmer looking out of the window of his stables. But what is it exactly, that the farmer is surprised of? While making the puzzle, the child discovers what is going on outside the farm. The puzzle should be put back into the box in loose pieces, so that it will remain a surprise for every child. Frame size: 34 x 34 cm. Box dimensions: 15 x 40 x 7 cm.

523.234 *surprise puzzle - farm* **FOB** **ASTM**

Puzzle play

Play and solve

Knob puzzles

Inlay puzzles

Jigsaw puzzles

Layer puzzles

Floor puzzles



◀ Seasons puzzle in 4 layers

A 4 layered puzzle that shows the 4 seasons: spring, summer, autumn, winter. All layers contain 7 puzzle pieces.

Contents: wooden puzzle frame (birch plywood 34 x 22 cm), 28 wooden puzzle pieces.

523.227 seasons puzzle in 4 layers

FOB

ASTM



▶ Getting dressed puzzles

These layered puzzles detail children getting dressed. Each layer has the same piece shapes so that the different layers can be interchanged. Contents: 1 Inlay board (birch plywood 34 x 22 cm), 9 wooden puzzle pieces (3 layers of 3).

FOB ASTM

522.019 getting dressed puzzle - boy

522.020 getting dressed puzzle - girl





▲ Growth puzzles

These imaginative layered puzzles help to present the growth cycle concept. The series shows the passage of time with the development of the images. Each phase of growth is larger and requires more pieces to complete the picture.
 Contents: 1 wooden layered puzzle frame (birch plywood 24 x 24 x 2 cm), 31 wooden pieces.

- 522.009 growth puzzle - tulip FOB ASTM
- 522.011 growth puzzle - grandmother
- 522.012 growth puzzle - chicken
- 522.013 growth puzzle - frog
- 522.014 growth puzzle - butterfly



◀ Growth puzzle - frog life

Get to know about your amphibian friend, the frog.
 This puzzle helps children to learn about a frog's life cycle. Place the puzzle together to help develop hand-eye coordination and fine motor skills.
 Contents: wooden base that can be used on 2 sides, 5 wooden 3D puzzle pieces.

106.303 growth puzzle - frog life



▲ Growth puzzles

These imaginative layered puzzles help to present the growth cycle concept. The series shows the passage of time with the development of the images. Each phase of growth is larger and requires more pieces to complete the picture. Contents: 1 wooden layered puzzle frame (birch plywood 24 x 24 x 2 cm), 31 wooden pieces.

- FOB** **ASTM** 522.015 *growth puzzle - grandfather*
- 522.016 *growth puzzle - bird*
- 522.018 *growth puzzle - sunflower*
- 522.221 *growth puzzle - turtle*

◀ Chicken puzzle

Enjoy with this chicken theme puzzle! This puzzle helps children learn about a chicken's life cycle as well as encourages hand-eye coordination and fine motor skills.

Contents: wooden base, 3 wooden 3D puzzle pieces.

106.302 *chicken puzzle*






◀ Layer puzzle daily rhythm

A 4 layered puzzle that shows the daily rhythm of a child. The first layer contains 4 puzzle pieces, the second layer 8 pieces, the third layer 12 pieces and the last contains 16 pieces.

Made of varnished birch plywood.
Frame size: 30 x 30 cm.

523.060 Layer puzzle daily rhythm



▶ Puzzles in 2 layers

A 2 layer puzzle that shows the inside and the outside of a truck, fire engine, police car and ambulance. The bottom layer contains 25 pieces, the top layer 64 pieces. Available individually or as a set of 4. Contents: 1 wooden frame each (varnished beech 40 x 40 cm), puzzle pieces.



- 523.252 puzzle in 2 layers - truck
- 523.253 puzzle in 2 layers - fire engine
- 523.254 puzzle in 2 layers - police car
- 523.255 puzzle in 2 layers - ambulance
- 523.256 puzzles in 2 layers - complete set of 4



Puzzle play

Play and solve

Knob puzzles

Inlay puzzles

Jigsaw puzzles

Layer puzzles

Floor puzzles

► Floor puzzles

These large floor jigsaw puzzles feature detailed illustrations of a working farm or a suburban home.

Contents: 49 jigsaw pieces (birch plywood 60 x 60 cm).

Wooden box with lid (40 x 34 x 8 cm) - completed image on the lid.



522.077 floor puzzle - farm

522.078 floor puzzle - house



522.077



522.078



◄ Zoo puzzles

A set of 4 puzzles that can be put together to form one large puzzle that measures 72 x 72 cm. These can also be used as 4 individual puzzles. Contents: 4 wooden frames (varnished beech 36 x 36 cm), 50 pieces total (4 mm birch plywood).



522.965 zoo puzzles - complete set of 4



384.600



384.800



384.900

▲ Giant floor puzzles

Realistic illustrations make these giant floor puzzles a wonderful teaching aid.

Class discussions on each theme will help increase the student's vocabulary.

Many different geometric shapes appear while building the puzzles.

When finished, each form a large hexagon (ø 52 cm).

Contents: 24 triangle shaped pieces (0.6 mm), wooden box with lid (30 x 30 x 30 x 5).

FOB 385.600 *giant floor puzzle - trizzle*

384.800 *giant floor puzzle - Atlantis*

384.900 *giant floor puzzle - dinos*

▶ Papilo

Papilo teaches children shape and colour comparisons during play.

In addition, the children can learn and talk about the life cycle of butterflies.

Moreover, children learn the different kinds of plants for the various life stages of this insect.

Contents: 36 pieces with partial illustrations of 6 different butterflies,

36 pieces with partial illustrations of 6 different plants, manual.

Wooden box with lid (25,5 x 18,5 x 4,5 cm).



FOB **ASTM** 326.400 *papilo*



◀ Arbio

Arbio takes advantage of children's natural interest in nature, particularly trees.

There are images of trees, types of leaves and tree fruits. These are fun to match with the examples on the chart. The beautiful illustrations are detailed and lifelike.

Contents: (series of 3 wooden boards), 24 wooden boards with

12 trees in summer, 24 wooden boards with 12 types of

leaves, 24 wooden boards with 12 different tree fruits,

1 master chart, printed on both sides, manual.

Wooden box with lid (30.5 x 29.5 x 4 cm).

323.400 *arbio* **FOB** **ASTM**



▶ Puzzlecase 20

Suitable for all types of 20 x 20 cm puzzles.
Holds up to 8 puzzles.
Dimensions 24 x 18 x 24 cm.

FOB 522.058
puzzle case 20 (empty)



▼ Puzzlecase 24

Suitable for all types of 24 x 24 cm puzzles;
also use with the deeper growth puzzles.
Holds up to 8 puzzles.
Dimensions 29 x 21 x 29 cm.

FOB 522.017 *puzzle case 24 (empty)*



▼ Puzzlecase 34

Suitable for all types of 34 x 34 puzzles.
Will hold up to 8 puzzles.
Dimensions 38 x 24 x 26 cm.

FOB 522.054 *puzzle case (empty)*



▼ Universal puzzle case

The perfect solution for neatly storing lots of differently sized puzzles, up to 40 x 40 cm. This case has 13 shelves.
Dimensions 44 x 25 x 68 cm.

FOB  522.427 *universal puzzle case (empty)*



▼ Puzzlecase 40

Suitable for all types of 40 x 40 cm puzzles.
Holds up to 8 puzzles.
Dimensions 44 x 24 x 31,5 cm.

FOB 522.111 *puzzle case 40 (empty)*



Create your own world to enter the big world

Improve your self- confidence
by acting out your own role play.

Dramatic play



Dramatic play

Pretend

Furniture and accessories

Dressing up

Furniture and accessories

Experience pretend play with our furniture and accessories. Create your own living room, supermarket or kitchen and act out daily life situations. Pretend with Educo.



► Educo furniture

Playing and eating together while sitting at this nice little table on their little chairs is fun for young children. As the furniture is light, children can easily move it around. Made of transparent lacquered multiplex. Flat packed - easy to assemble.

Chair

Stackable. Seat height: 28 cm.



523.101 chair

Table

Size: 70 x 50 cm.



523.103 table



◀ Chest of drawers/linen-cupboard

This cupboard contains 3 drawers and a place to hang clothes. All Educo cabinets are equipped with safety hinges which have a built-in shock absorber. Doors close soft and silent, even if done with force.

Dimensions: 67 x 37 x 67 cm. Height: 59 cm

009.108 Chest of drawers/linen-cupboard

FOB





▶ Educo cube furniture

The Educo furniture is made of sturdy transparent lacquered multiplex. Easy to assemble and clean.

Cube chair

Size: 37 x 37 x 37 cm.

Seat height: 15 and 21 cm.



523.098 *cube chair*

Cube table

Size: 70 x 70 x 46 cm.



523.100 *cube table*



◀ Broom stand

A space-saving design using solid varnished beech.

Space for 6 brooms, 2 brushes and 2 dustpans.

Accessories sold separately.

Height: 55 cm.

522.472 *broom stand*  



◀ Brooms

Various brooms. Handle length: 70 cm, diameter: 2.5 cm



522.060 *street broom*

522.061 *coco broom*

522.062 *room broom (soft)*

522.064 *hand brush*

522.065 *dust pan (metal)*

523.065 *cleaning mop*

▶ Doll changing pillow

A changing pillow, ergonomically shaped, specifically for dressing up your dolls. The cover sheet is washable at 30 degrees Celsius. Size: 30 x 50 cm.

 523.024 *doll changing pillow*





◀ Clothes airer

Clothes airer with foldaway legs.
Dimensions: 52 x 32 x 69 cm.

522.478 clothes airer **FOB**

036.220 clothes pins, 18 pieces mini

▶ Ironing board

Ironing board with foldaway legs.
Dimensions: 80 x 22 x 62 cm.

FOB **009.115** ironing board
009.116 iron



▶ Telephone with push buttons

Set of 2 telephones with push buttons in holder.
Telephone dimensions: 11 x 5.5 cm.
Holder dimensions: 16 x 5.5 cm.

FOB **522.365** telephone with push buttons



▼ Camera

Camera with a push button and a kaleidoscope lens.
Dimensions: 13 x 10 cm.

522.173 camera **FOB**



◀ Vacuum cleaner

Bring added sparkle to the home corner with this attractive wooden vacuum cleaner. Dimensions: 190 x 30 x 16 cm.

523.115 vacuum cleaner **FOB**





▶ Doll cradle

A beautiful doll cradle made of sturdy laquered multiplex.
Size: 65 x 32 cm.



523.029 doll cradle



▲ Doll crib

Made of sturdy laquered multiplex.
Size: 62 x 28 cm.




522475 doll crib


▼ Pillow and blanket

106.064 pillow and blanket, blue

106.065 pillow and blanket, red



106.064



106.065

▼ Doll chair

Sturdy wooden doll chair.
Height: 55 cm.

523.178 doll chair



► Doll buggy (nostalgic)

This wooden buggy recalls a bygone era. It contains 4 solid plastic wheels with extra large rubber tyres for grip. Dimensions: 68 x 35 x 50 cm.

FOB  **523.137** *doll buggy (nostalgic)*



▼ Buggy

Buggy with a solid beech frame, candy-striped linen, solid plastic wheels and extra-large rubber tyres for grip. Push bar height is approx. 56 cm.

FOB **ASTM** 

522.459 *buggy*



▼ Educo carrier cycle

Wooden carrier cycle with a large carrying box for transporting all sorts of things. Seat height: 23 cm.

523.118 *educocarrier cycle*



◀ Doll buggy

Wooden doll buggy with 4 solid plastic wheels. Dimensions: 50 x 26 x 49 cm.

FOB 

522.495 *doll buggy*



▼ Educo toddler trike

This sturdy wooden trike has been especially designed for toddlers. Size: 50 x 25 cm, seat height 23 cm.

FOB **523.104** *educotoddler trike*





▼ Kitchen corner

This range is made of 18 mm, varnished, birch plywood. Delivered flat packed and comes with detailed assembly instructions. All Educo kitchen cabinets are equipped with safety hinges which have a built-in shock absorber. Doors close soft and silent, even if done with force. It is impossible childrens fingers are clamped. Accessories not included.

Dimensions:
43 x 40 cm.



523.112 dishwasher



Dimensions:
43 x 40 x 54 cm.



522.690 cooker



Dimensions:
43 x 40 x 54 cm.



522.691 refrigerator



Dimensions:
43 x 40 x 54 cm.
Delivered ready assembled.



522.692 washing machine



Dimensions:
80 x 40 x 54 cm.



522.693 sink unit



◀ Kitchen centre

The kitchen centre contains everything you need for your pretend kitchen play. Features 4 black hot plates, cooker controls, an oven, a microwave and a sink. All Educo kitchen cabinets are equipped with safety hinges which have a built-in shock absorber.

009.417 kitchen centre **FOB** **ASTM** 
available separately

009.418 kitchen sink (plastic)

▶ Microwave

A nice wooden microwave. Delivered ready assembled. Dimensions: 38 x 25 x 26 cm.



FOB 523.043 microwave

▼ Toaster

A 'real' working toaster, including 2 slices of bread. Dimensions: 20 x 13 x 5 cm.

FOB 523.114 toaster



◀ Cutlery drawer

This three-compartment drawer contains a 24-piece cutlery set. The cutlery comes in an assortment of colours. and is virtually unbreakable.

Box dimensions: 20 x 16 x 5 cm.

522.147 cutlery drawer **FOB**

▶ Coffee-maker

A lifelike coffee-maker. Make the most delicious coffee with the coffee pads (included). Height: 21 cm.

FOB 523.113 coffee-maker





▶ Barbeque

Cook the meat on the grill or put pans on the burners. Set the flame higher or lower. With its handle and soft wheels, the barbeque is easy to move.

Dimensions: 75 x 32 x 66 cm.



523.116 *barbeque*

▶ Barbeque - Wooden food set

Cook a delicious barbecue meal using realistic skewers, fish and meat. 21-pieces.



523.136 *barbeque - wooden food set*



◀ Ice-fruit-fish barrow

Multifunctional barrow that is easy to move around thanks to its well-designed handle and wheels. Display your goods for sale and place the small plastic cards on the whiteboard to show what you are selling and how much it costs.

Dimensions: 80 x 40 x 120 cm.

523.117 *ice-fruit-fish barrow*



◀ Ice-fruit-fish-cards

Set with 67 magnetic cards that feature images of all sorts of ice creams, fish, fruit, vegetables, pastries and cheese.

They can be used in conjunction with the Ice-fish-fruitbarrow as well as the multi-purpose units.

523.140 *ice-fruit-fish-cards*





◀ Lunch cutting set wood

Make your own lunch! Cut your own bread, tomato, egg and hamburger. Supplied with 2 knives, a bread board and a wooden tray.

522.483 lunch cutting set wood **FOB**

▶ Fruit cutting set wood

Make a nice healthy snack. Cut pieces of apple, paprika, banana, orange and watermelon. Supplied with 2 knives, a cutting board and a wooden tray.

FOB 522.484 lunch cutting set wood



◀ Fruit sets

Fabulous imitations of real fruit! All pieces have the correct shape and size and are made of indestructible plastic. Perfectly suited for pretend play. Both sets contain 24 pieces.



522.366

522.371

522.366 fruit set big
522.371 fruit set small

▶ Milk, yoghurt and cheese set

A set of 12 pieces containing milk, yoghurt and a fine selection of cheese.

522.370 milk, yoghurt and cheese set



▼ Pizza

A selection from the Italian kitchen containing a plastic pizza, pizza cutter and pizza scoop. Become a great Italian chef and cut slices of pizza by yourself.

522.384 pizza



▼ Cans and can opener

A set of 3 plastic cans with a velcro lid and a can opener.

522.383 cans and can opener





▲ Vegetable set

10 different kinds of plastic vegetables.

522.372 vegetable set



▲ Fish set

12 different kinds of plastic fish (sardine, plaice, perch, trout, etc.).


522.376 fish set



▲ Meat set

12 different kinds of plastic meat.

522.377 meat set



▲ Egg set

12 plastic boiled and fried eggs.

522.382 egg set



▲ Ice creams

12 plastic ice cream cones in chocolate, vanilla and strawberry.

522.396 ice creams



▲ Biscuits and cakes

12 plastic biscuits and cakes.

522.406 biscuits and cakes



▲ Bread set

6 different kinds of plastic bread.

522.407 bread set



▲ Croissants

12 butter croissants so realistic they look like they are fresh from the oven.


522.604 croissants



▲ Cheese set

6 different kinds of plastic cheese.


522.408 cheese set



◀ Cash register

Play and practise money transactions. The wooden cash register features push buttons, a money tray and a pretend credit card. The money display is connected to the cash register with a strong magnet.

Dimensions: 24 x 24 x 13 cm.

523.006 cash register 

▶ Store shelves

Place all kinds of shopping materials in these store shelves. Will be delivered flat packed. Dimensions: 120 x 49 x 10.5 cm.

  006.707 store shelves



◀ Shop playhouse

This is a 3-sided play shop with shelves, a service counter and a blackboard for special offers. Perfect for role-play. Flat pack design, simple construction.

Accessories not included. Dimensions: 120 x 100 x 50 cm.

006.706 shop playhouse  



▶ Multifunctional playhouse

The multifunctional miniature house can be converted for a different use easily. By positioning or removing the supplied panels or curtain, the construction can be easily changed into a puppet theatre, a small house, a theatre or a shop in a flash. Turning the shop boxes around produces a sturdy counter in a few seconds. Simply and without any tools! If space is restricted, this product offers the ideal solution.

The multifunctional playhouse is fitted with a washable whiteboard (at the front) and a blackboard (at the back) to indicate the name of the shop or theatre performance.

Completely finished in sturdy birch plywood.

Shop accessories are not supplied.

Size: 140,5 x 112 x 159 cm.



523.022 multifunctional playhouse

▶ Puppet stand

Puppet stand, suitable for 12 puppets.



009.160 puppet stand





◀ Role play furniture unit

Set up themed play situations in just a few minutes with this multifunctional unit, such as a market stall, hairdressing salon, ticket office and travel agency. Ideal for classrooms with limited space.

Easy to assemble.

Dimensions: 120 x 55 x 130 cm.

522.192 role play furniture unit



▶ Book rack

A practical rack featuring 2 sloping shelves for display plus book storage on the bottom shelf.

Flat pack design and easy to assemble.

Accessories not included.

Dimensions: 90 x 30 x 90 cm.



522.497 book rack





▶ Mailbox

The classroom mailbox stimulates communication. It provides opportunities to train reading, writing, counting, naming, fantasizing, playing, copying and social skills. The included postcards are writable and washable. They introduce themes such as birthday, illness, moving to a new place, Santa Claus, Christmas, etc.

Dimensions: 37 x 46 x 75 cm.



523.184 mailbox



▲ Shopping cart

Shopping cart with a solid wooden frame, basket and tray, and extra-large rubber tyres to carry a lot of groceries! Dimensions: 36 x 23 x 60 cm.



009.203 shopping cart



◀ Mirror with handrail

Size: 127 x 69 cm.

522.574 mirror with handrail



523.109 stand for mirror



◀ Play car

Play car with fun game elements such as a key, gear shift, steering wheel and speedometer. Dimensions: 120 x 75 x 45 cm. Seat height: 25 cm.

523.181 *play car*   



◀ Steering box

Steering unit with gear stick for imaginative drivers. Dimensions: 37 x 37 x 39 cm.

  009.415 *steering box*

▼ Play Boat

Large play boat with fun game elements such as a ship's wheel, rudder, gangway and an anchor. Dimensions: 150 x 100 x 80 cm. Seat height: 25 cm.

   523.182 *play boat*





▶ Workbench

Hammer, saw and work with screws on this workbench. It is supplied with a.o. a rule, hammer, saw and two vices. Behind the red sliding doors a lot of things can be stored. Dimensions: 100 x 35 x 90 cm.



523.097 workbench



▼ Prawing / painting easel

A beautiful double-sided easel with timber frame. One side has a chalkboard and the other a magnetic whiteboard. The hanging jumbo clips are convenient for the beginning painter. Includes a tray for paint pots. The two wheels on the timber frame allow easy removal of the easel. Dimensions: 109 x 75 x 61 cm.

522.184 red 3-5 years



▼ ToolKid

ToolKid hand tools are ideal for children. No resizing or imitation of tools for adults. No toys, but the first professional children's tools in the world! The ergonomic design, the weight and size make ToolKid different: tools, geared to children, that are easily manageable and in line with their physical and motor development.

The 21-piece ToolKid set is carefully designed as the base for woodworking. Including guidelines for children.

022.700 ToolKid





▲ Zoo Animals wood

Set of zoo animals with flexible legs that allow them to move and stand in every position. Painted by hand and made of maple. Delivered in a cardboard suitcase.

Contents: 13 animals, 40 fences.

Dimensions: 41 x 44 x 6 cm.

523.150 *zoo animals wood*



▲ Farm Animals wood

Set of farm animals with flexible legs that allow them to move and stand in every position. Painted by hand and made of maple. Delivered in a cardboard suitcase.

Contents: 12 animals, 40 fences.

Dimensions: 41 x 38 x 6 cm.

523.151 *farm animals wood*



▲ Farmhouse

Explore your imagination with this fabulous farmhouse. The farmhouse has a hinged roof and a sliding door. Suitable for both role and individual play. Accessories not included. Flat packed. Dimensions: 50 x 24 x 28 cm.

FOB **ASTM** 522.642 *farmhouse*



▲ Castle

To stimulate any child's imagination. There is a dungeon, watchtower and even a working drawbridge to cross the moat. Figures not included. Dimensions: 45 x 45 x 26 cm.

522.504 *castle* **FOB**



▼ Farmhouse big

This largely scaled farm house will offer children an endless amount of playing joy. The roof of the farm house can be partly opened, which makes it also possible to play from the top. On the sides, there are 2 foldable doors through which the animals can be taken in or out. The farmhouse also contains 2 stables which can be placed on the courtyard. Dimensions: 50 x 70 x 38 cm.

523.204 *farmhouse big* **FOB** **FOB**



▶ Story chair

Use the Story chair to create a special moment for storytelling. There is space for storage underneath the seat of the chair. Even more fun in combination with the unique puppet 'the chatterbox'.



523.126 story chair

523.128 puppet 'the chatterbox'



▼ Celebration chair

Who would not want to celebrate a birthday in this Celebration chair!

Dimensions: 110 x 40 x 39 cm,
seat height: 38 cm.

522.039 celebration chair



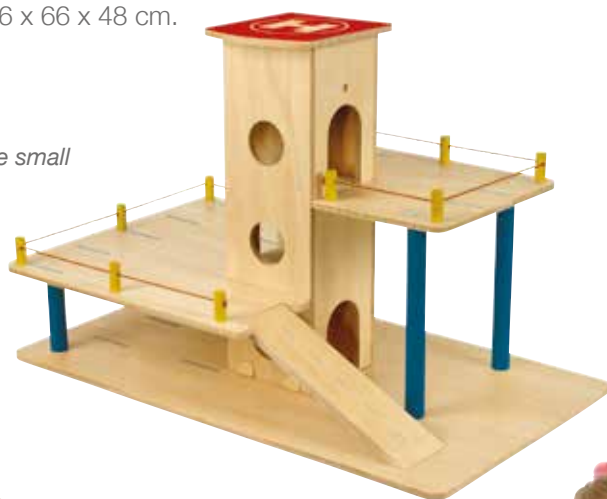
▼ Garage small

A two storied car park with a hand-operated car lift as well as front and rear entrances.

Dimensions: 36 x 66 x 48 cm.



525.027 garage small



◀ Garage big

Large sized garage built for strength and longlasting play value. It includes many features, including a car lift, ramp, parking deck, petrol pumps and a repair shop on the ground floor.

Dimensions: 77 x 50 x 47 cm.

523.005 garage big





525.016 - 525.017

◀ Dolls house

This attractive dolls house is made of very high quality wood, is robust, stable and easy to assemble. Several wide openings allow children to easily slip their hand and arm inside the house and reach all the rooms. With this beautiful large dolls house children can use their imagination by not only exploring family life, but they can also become young creative interior designers. All made from birch plywood. Flat pack design, simple construction. Easily to extend with 525.017. Dimensions: 60 x 35 x 56 cm. Accessories not included.



525.016 dolls house



▲ Dolls house car

FOB 525.024 dolls house car



▲ Dolls house extension

Dimensions: 60 x 35 x 24 cm.

525.017 dolls house extension





FOB 525.018 *dining room*



FOB 525.019 *bedroom*



FOB 525.021 *living room*



FOB 525.022 *bathroom*



FOB 525.023 *kitchen*



FOB 525.030 *master bedroom*



◀ Dolls house family

Set of 6 wooden dolls with movable arms and legs.
Can be positioned walking, sitting, etc.

525.020 *dolls house family* **FOB**



► Folding table

Advantages:

- Expanding sitting area. With this system you can create till 30% more sitting space.
- Improving walking space. By using the linked chairs there is more space left.
- Minimal effort. The folding tables are mobile and easy to fold, by using minimal effort one person can fold the tables easily, no strain of the back by lifting.

Colour options:

- Seats available in green, red, blue.
- Frame available in grey.
- Top of the table available in woodgrain.



Dimensions folded table 8 seats: 143,5 x 73,5 cm.

Dimensions folded table 12 seats: 181 x 73,5 cm.

Dimensions folded table 16 seats: 196,5 x 73,5 cm.

Dimensions unfolded table 8 seats: 150 x 238 x 68,5 cm.

Dimensions unfolded table 12 seats: 150 x 308 x 68,5 cm.

Dimensions unfolded table 16 seats: 150 x 328 x 68,5 cm.



Seat height 8 and 12 seats: 37,5 cm.

Seat height 16 seats: 34 cm.

006.591 8 seat folding table excl. seat

006.592 12 seat folding table excl. seat

006.593 16 seat folding table excl. seat

available separately

006.595 seat red

006.596 seat blue

006.597 seat green



Dramatic play

Pretend

Furniture and accessories

Dressing up

Dressing up

Encourage role play with our variety of dressing up clothes. Who do you want to be?
An adventurous astronaut, a brave fireman or the pretty princess? Get dressed with Educo.



◀ Dressing-up clothes

fantasy

575.251 indian (incl. headpiece)

575.255 king (incl. crown)

575.256 princes (incl. crown)

575.259 magician (incl. hat)

575.260 pirate (incl. top and eye patch)

575261 knight

occupation

575.250 police (incl. hat)

575.252 fire man (excl. helmet)

575253 doctor

575.254 chef (incl. hat and apron)



available separately

575.205 helmet fire man

◀ Dressing-up clothes

st. klaus

575.257 st. klaus (including mitre)

575.258 black Peter red- black (including beret)

575.262 black Peter blue- black (including beret)



▶ Dressing-up clothes

575.263 train driver

575.267 astronaut

575.264 explorer

575.268 cowboy

575.265 mailman

575.269 worker

575.266 captain





▶ Clothes stand

This wooden clothes stand offers place for hats, dresses and shoes. As it is provided with a full size mirror, the children can admire themselves when they are dressed up. The shoes and hats can be kept in the plastic storage box (not included).
Dimensions: 130 x 75 x 45 cm.

FOB



009.114 clothes stand

578.930 plastic storage box




Dramatic play



▼ Blindfold

Colourful blindfolds that can be used for a lot of exciting games.
Contents: 4 blindfolds in red, blue, green and orange.

523.320 Blindfold



Think big, build bigger!

Build your way into the future.

Build and play



Build and play

Create

Building and construction

Transport

Building and construction


Stimulate children to experiment with various building and construction materials. Whether it is just plain stacking a pile of blocks or discovering how to construct. Build with Educo.

► Building blocks primary colours

Set of large building blocks made of soft, flexible material that provides hours of safe and quiet play.

Build models to scale or make a number of different small models. Set of 84 soft plastic blocks.

523.171 *building blocks primary colours*



◀ Building bricks Happy castle

290 bright coloured building bricks to build a large castle. The plastic blocks have different shapes and sizes and are packed in a plastic bag.

Bag dimensions: 240 x 20 x 150 cm.

523.111 *building bricks Happy castle*



► Building bricks Twin blocs

Extra large building bricks (15 x 6 x 6 cm). Appropriate for the youngest toddlers and children with special needs. Because of its eight-angular form many 3-D buildings can be created.

Contents: 48 flexible plastic building bricks in 6 different colour.

522.122 *building bricks Twin blocs*





▶ Building bricks natural

100 wooden bricks in different shapes.
Comes in a cotton bag.

FOB 522.480 *building bricks natural*



◀ Building bricks coloured


A selection of 100 bright coloured building bricks in a variety of shapes to encourage imaginative construction play. The blocks have different shapes and sizes and are packed in a wooden box.
Dimensions box: 30 x 21 x 8 cm.

522.413 *building bricks coloured* **FOB**

▼ Building blocks

Set of large building blocks made of soft, flexible material that provides hours of safe and quiet play. Build models to scale or make a number of different small models. These flexible blocks, to be used with the hard plastic connecting pieces, allow you to build solid, robust constructions.
Set of 132 blocks and connecting pieces.

523.132 *building blocks*





◀ Wooden Domino set

Large wooden dominoes set with various attributes.
 Contents: 500 dominoes, 4 stairs, 3 revolving doors, mill, marble track, 10 building blocks, 2 buffers and 2 bells.
 Wooden box with lid (38 x 32 x 7 cm).

523.127 wooden domino set **FOB**

▼ Building mats

Building mats with low pile and piped edges.
 Size: 100 x 150 cm.

- 009.139 grey
- 009.145 blue
- 009.146 red



▶ Building mat rack

A wooden holder to store 4 play mats.
 Dimensions: 34 x 33 x 74 cm.



009.137 building mat rack



Build and play

Create

Building and construction

Transport

Transport

Stimulate children to experiment with different types of transport. Create exciting train tracks or drive your car on one of our play mats. Let Educo lead the way.



◀ Railway set

Comprehensive railway set with durable wooden tracks and an assortment of buildings and trains. Contains 116 pieces in a plastic storage box.

522.996 railway set **FOB**

▶ Railway expansion set

This expansion track set includes extra track pieces to stimulate new building possibilities for children. The set includes 50 tracks, 2 engines and 4 wagons in a plastic storage box.

FOB 522.997 railway expansion set



◀ Railway expansion set - airport and harbour

Expansion set to build a harbour and an airport next to the railway. The set includes 92 elements as rails, trains, trucks with containers, a boat, bridge, plane and an airport in a plastic storage box.

523.162 railway expansion set - airport and harbour **FOB**



► Roadbuilder

Roadbuilder has 35 pieces, all printed with road symbols and markings that fit together jig-saw style to create a myriad of inspirational roadway combinations. Made of laminated plywood and packed in a cardboard box.

523.034 roadbuilder



◀ Traffic sign set

Suitable to use in combination with the play mats and Roadbuilder. The set contains 14 wooden traffic signs. Height: 7 cm.

513.003 traffic sign set

► Play mat farm/zoo

Traffic mat with a farm and a zoo. Can be used in combination with world game materials such as animals, fences, cars, etc. Multiple mats are easily connected and fit perfectly. Play mat city (523.152) also fits horizontally or vertically. The mat is made of easily cleanable plastic. Accessories not included. Size: 200 x 120 cm.



FOB 523.163 play mat farm/zoo



► Play mat city

Traffic mat on which children can create and copy traffic situations. Can be used in combination with world game materials such as cars, figures, blocks, etc. Multiple mats are easily connected and fit perfectly. Play mat farm/zoo (523.153) connects horizontally or vertically. The mat is made of of easily cleanable plastic.
Size: 200 x 120 cm.

FOB 523.152 *play mat city*



◄ Traffic play mat city

Traffic play mat with low pile and piped edges. Accessories not included.
Size: 140 x 200 cm.

009.403 *traffic play mat city*



► Traffic play mat farm

Traffic play mat with low pile and piped edges. Accessories not included.
Size: 150 x 200 cm.

009.402 *traffic play mat farm*



Dig, sieve and shovel and see what you discover

Manipulate and reinforce your motor skills.

Active play



Active play

Play and experience

Sand and water

Sand and water

Improve motor skills by playing with water and sand. While experiencing and manipulating these materials children develop early writing skills. Play with Educo.

► Sand and water table

A strong and functional unit with a storage shelf for playing materials. One set of legs has a pair of wheels for easy moving. The main frame is solid beech, with plywood panels and a plastic drain pipe. Accessories not included.

Tray available separately. Will require limited construction.

Dimensions: 93 x 76 x 66 cm.

006.700 sand and water table

available separately

006.702 sand and water table - tray

► Covering plate

Plastic-coated lid with beech edging.

Dimensions: 93 x 76 cm.

522.549 covering plate



◀ Sand bucket

Solid bucket with strong plastic handle and a wide rim underneath for easy pouring. The sieves are 14.5 cm diameter (522.772) and fit on the top of the bucket.

522.771 sand bucket

FOB

522.776 sand bucket transparent



▲ Sand sieves

These sieves match perfectly on the sand buckets (522.771 & 522.776). Assorted in 4 colours. Diameter: 14.5 cm.

522.772 sand sieves

FOB

◀ Sand-water scoop

Easy-to-use plastic scoop for both sand and water in assorted colours. Length: 23.5 cm.

522.765 sand-water scoop

FOB





▶ Geometric sand shapes

The set contains 2x rectangle, 2x triangle, 2x circle and 2x square, made of plastic. They can be combined to make all sorts of imaginative sand figures.

Dimensions: approximately 11 cm.

FOB 522.848 *geometric sand shapes*



◀ Spades and rake

Spades and rake for heavy duty work with ergonomical design. Super strong for long-lasting pleasure.

FOB

522.773 *spade length 80 cm, red*

522.774 *spade length 65 cm, yellow*

522.775 *rake length 75 cm, blue*

▼ Play boats

The Activity Boat set includes a wooden boat with a removable cabin, detachable fishhook, sail, fisherman, fish, starfish, and a turtle. Children can play and place the fisherman inside the cabin. This fun fishing boat will help your children develop their imagination.

106.307 *activity boat*

Nice wooden boats to play in the sand and water table. Stimulates interactive and imaginative play.

106.308 *speed boat*

106.309 *coast guard boat*

106.310 *submarine*



106.309



106.310



106.308

Express yourself out loud!

Use music instruments and feel the rhythm.

Creative play



Creative play

Music

Instruments

Instruments

There is music all around you! Wouldn't it be great to make your own music to express yourself?
Make music with Educo.

► World instruments

This beautiful school pack contains multicultural musical instruments. 14 different percussion instruments from Ghana, India and Indonesia are supplied in a large basket. Contents: samba whistle, keseng keseng, kese kese, hochet, maracas, shaker, tartan, frog, etc. ø 38 cm.

085.125 world instruments



◀ Music instrument set

This set consists of 20 instruments: 2 sets of bell bracelets, 2 bell sticks, hand drum, 1x tambourine large (open), 1x tambourine small, 2x triangle, woodblock, castanets, tube drum, hand bells, 2 sets of shaker eggs, samba balls, 1x cymbals, 2x claves. The instruments may vary from the picture in colour and size.

522.160 music instrument set

► Music set toddlers

This set will allow you to create sessions of musical activities where every child will choose its own instrument: colours and rhythms will animate the class. A colourful selection of 12 instruments to be shaken, scratched and knocked, to discover the world of the small percussions. Box dimensions: 38,5 x 28 x 24 cm.

085.124 music set toddlers





▶ Class percussion pack

This musical set is conceived to respect certain balance between the various tones and materials. Specially adapted to a whole class. It allows a big variety of sounds for a collective practice.

28 instruments: triangles, bells, egg shakers, tambourine, woodblock, a pair of claves, kazoo, little drum, rattle, etc. All contained in a sturdy storage box with lid.

085.123 class percussion pack



▲ Djembe

These hand crafted djembés from West Africa are made out of one piece of wood. These instruments are easy to play and are a nice addition to your collection of music instruments.

085.127 djembe 23 cm

085.128 djembe 36 cm

▼ Rainmaker

Create the soft, gentle sound of falling rain with these rainmakers. Available in different lengths.

085.132 rainmaker 50 cm

085.133 rainmaker 75 cm



◀ Ocean drum

Reproduce the sounds of the ocean from gentle rolling to thunderous cash of waves. These effects are created by the hundreds of moving pallets that are inside the drum. The child has to concentrate very hard to create the different sounds.

085.136 ocean drum





◀ Music trolley

Musical instruments can be neatly organised in the Music trolley. Does not include the musical instruments.
Dimensions: 80 x 45 x 80 cm.



523.187 music trolley



▼ Music instruments



085.006 handle with 5 bells



085.007 handle with 9 bells



085.107 wood-block



085.037 tambourine double headless



085.017 red jingle stick



085.032 tube 2 tones with beater



085.009 claves



085.035 tambourine with natural skin and single row jingles



085.036 frame drum ø 22 cm



085.101 frame drum tunable ø 22 cm



085.103 wooden maracas



▼ Music instruments



085.104 triangle



085.041 güiro



085.042 cow bell



085.112 kazoo



085.110 beater



085.034 8 chime bars (do5 to do6) in plastic case

▼ Educo DJ cabinet

Power on, headphones ready and pump up the volume... The party starts as soon as you get behind this cool Educo DJ cabinet! The Educo DJ cabinet will be delivered assembled including Twin Top CD/USB player/mixer, Hi-End active speaker 10" 400W and a linkable LED light effect with 3 modules. This cabinet has two doors with lock. All electronic equipment will be mounted into the cabinet but can easily be removed when necessary. At the front there will be a logo of Educo but can be replaced by your own company name (music by...)
Dimensions: 136 x 46 x 94 cm. Guarantee: 1 year on all electronic equipment and 4 years on the cabinet.

701.147 *educo dj cabinet*



Index

Symbols

3D Flowers	44
3 stages story	35
4 stages story	35
5 stages story	35
6 stages story	35

A

Above and beneath puzzles	130
Activity calendar	36
- clock	36
- die	104
A different view	60
Airport	169
Animal memo	79
Animal puzzles	115-117
Apple tree counting set	21
Arbio	136
Area	27
Astronautics puzzles	122
Audio lotto	75
A-Z alphabet	82

B

Baby puzzles	118
Balancing monkeys	17
Barbeque	147
Barbeque - Wooden food set	147
Basic 10 stamps	26
Basic graphic learning board	99
Beads counting game	10
Beads pattern game	49
Bear game	48
Beehives	92
Beetle counting game	14
Biscuits and cakes	149
Blindfold	86, 163
Block puzzle	115
Bolt together	69
Book rack	152

Borboleta	81
Bread set	149
Brooms	141
Broom stand	141
Buggy	144
Build a landscape	63
Build a mountain	63
Building blocks	167
- bricks	166, 167
- mat rack	168
- mats	168
Building spatial	58
Build together	70
Butterfly, car and fish	103

C

Calculino	23
Camera	142
Campolino	56
Cans and can opener	148
Carrier cycle	144
Cash register	33, 150
Castle	156
Cause & effect	37
Celebration chair	157
Chain links	45
Chalk words	85
Cheese set	149
Chest of drawers/linen-cupboard	140
Chicken puzzle	133
Child-animal puzzle box	115
Children's activities puzzles	120
Citadel	57
Classicant I & II	41
Class percussion pack	179
Clothes airer	142
Clothes stand	163
Coffee-maker	146
Colodie	40

Colour code	57	Diario	34
- die	39	Dice	17, 39, 72, 104
- dominoes	39	Dino puzzles	123
- lacing game	50	Direction game	56
- nuance	48	Dishwasher	145
- sorting game	50	Dividing wall	70
- sorting game nuance	49	DJ cabinet	181
- sticks	15	Djembe	180
Combi	68	Doll buggy	144
Combino	81	- chair	143
Combino animals	81	- changing pillow	141
Comparant	23	- cradle	143
Comprehension lottos	67	- crib	143
Concentra	79	Dolls house	158-159
Contini	20	Dolls house family	159
Contour game	40	Domino set	168
Cooker	145	Dotsy	21
Counting bus	26	Draw what's missing	101
- circle	13	Dresscode	52
- diagram 1-10	12	Dressing doll Ed	91
- diagram 11-20	12	Dressing up clothes	161-162
- eggs	16	Dubbeldam	71
- hands	16	Duo lotti	79
- learning board	99		
- memo	11	E	
- memory	10	Egg set	149
- panorama	13	Embroidery set	92
- street	14	Emo die	72
Covering plate	174	Emotion game - children of the world	72
Crazy clowns	103		
Criteria	78	F	
Croissants	149	Fairytale memory	79
Cube furniture	141	Fairytale puzzles	120
Cubes tower	42	Farm Animals wood	156
Cupcake Divide	25	Farmhouse	156
Cutlery drawer	146	Feelings and emotions	72
		Feel shapes	87
D		Figuroform	40
Details	80	Figurogram	53
Diagram Volume	30	Find and add	22

Index

Find and count	8	Happy hammer	93
- on colour	8	Harbour	169
- up to 20	9	Heavier and lighter	32
Find the right posture	55	Help Kitty Help	22
Find the row	52	Hidden surprises puzzles	111
Find the word	84	Holiday puzzles	125
Fish set	149	Hopscotch mat	106
Five in a row	24	Horse harness	107
Five in a row sound-sorting	77	House project	67
Floor dominoes traffic	71		
Floor puzzles	135	I	
Foam handballs	107	Ice creams	149
Folding table	160	Ice-fruit-fish barrow	147
Forest view	60	Ice-fruit-fish cards	147
Forms row	43	Inlay board fingers and toes	12
Four seasons puzzles	124	Inlay boards	110-113
Fruit cutting set wood	148	Inlay mosaic	54
Fruit sets	148	Insert boards	110
Fun buttons	45	Insert mosaic	94
Furniture	140-147	Ironing board	142
G		J	
Game card holders	68	Jigsaw puzzles	114-130
Game stand	24		
Garages	157	K	
Geometric sand shapes	175	Kitchen centre	146
Geometric shapes board	47	Kitchen corner	145
Getting dressed puzzles	131	Knob puzzles	110-112
Giant circle puzzle	38	Koloranto	43
- die	17	Kralo group set	95
- floor puzzles	136		
- Mikado	105	L	
- shape puzzle	38	Lace together	69
Gogo roller	105	Layer puzzles	131-134
Growth puzzles	116, 132, 133	Learning board all in one	95
		Letter game	84, 85
H		- rondo	82
Halves dominos	82	- stamps	83
Hammer words	93	- tic	93
Handballs	107	Listening lotto	75

Listen to this	73
Listen well	74
Little Logic	53
Logic	34
Logical stringing beads set	50
Logicards	47
Look and lay	54
Lotto Four seasons	37
Lunch cutting set wood	148

M

Magnet experiment game	101
Magnet game Car	97
Magnetic letters	85
Magnetic maze/pre-writing	98
Magneto blocks	58
Mailbox	153
Make the sound	74
Marble mat	106
Matrix mix	48
Maxi insert mosaic	94
Maxi stringing beads set	49
Measure and compare	28, 29
Meat set	149
Microwave	146
Milk, yoghurt and cheese set	148
Mini-Midi-Maxi	60
Mirror magic	62
Mirror with handrail	153
Mosaic set Fröbel magnetic	45
Motor skills boards	96-99
Motor skills cards	100
Mourning: I am sad	73
Mozaiko	54
Multifunctional playhouse	151
Multiple choice unit	33
Music instruments	178, 180, 181
Music trolley	180
My Health puzzles	119

N

Number box	16
- chains	22
- game magnetic	15
- game	21
- puzzle 1-10	12
- shapes	19, 102
- stamps	18, 19
Numerix	9
Nuts and bolts	44

O

Occupation project	67
Ocean drum	179
Oppositions	68

P

Panorama	51
Panoramix	61
Papilo	136
Partition jewels	20
Pathfinder	29
Pattern inlay boards	113
Pencil counting game	10
Percussion pack	179
Personal hygiene puzzles	119
Peutra	42
Picto	71
Picture card game	68
Pillow and blanket	143
Pizza	148
Plastic weights	31
Play boats	154, 175
Play car	154
Play mats	170, 171
Plus	44
Power puzzles	123
Prawing / painting easel	155
Puppet stand	151
Puppet story theatre	66

Index

Puzzle cases	137	Shapes tower	42
Puzzles	110-136	Shopping cart	153
R		Shop playhouse	33, 150
Rail-letterstamps	83	Sink unit	145
Rail-number stamps	19	Skribi	100
Railway sets	169	Sort-build-count	47
Rainbow beads	90	Sortingblocks	46
Rainmaker	179	- game - animals	51
Rake	175	- shapes and colours	41
Recreation puzzles	127	- story - outside or animals	51
Refrigerator	145	- story - The Four Seasons	37
Resulta	36	Sound tubes	74
Rhyme duo	76	Spades	175
Rhyme trio	76	Sparkling beads	90, 91
Rings & sticks	43	Spinning top	104
Roadbuilder	170	Splitting machine	25
Role play furniture unit	152	Splitting tower	24
Rubando	91	Sports puzzles	126
S		Stamp set - Find the word	84
Sand and water table	174	Stamp set - Smiley faces	36
Sand buckets	174	Stamps	18, 19, 26, 41, 83, 84
- sieves	174	Steering box	154
- scoop	174	Store shelves	150
- shapes	175	Story chair	157
Scales	31	Story Sheets	66
Screw the shapes	102	Storytelling	73
Screwy	94	Street Action puzzles	122
Search and find	80	Summer skis	104
Search and find - shadow and contour	55	Sunbeam game	9
Search the shape	78	Surprise inlay boards	112
Seasons puzzles	124, 131	Surprise puzzle	130
Series 81 puzzles	128	Symetrix	62
Series 100 puzzles	129	T	
Serpa	11	Tactile box	87
Shadow game	55	Tactile dice game	86
Shape dominoes	39	Tactillo	87
Shapes game	39	Talk together	70
Shape sorting puzzle	38	Team building	58
		Technique puzzles	121

Telephone with push buttons	142	Wonders of the World puzzles	127
Tello	13	Wooden Domino set	168
Thematic counting game	14	Wooden forms board	47
Throwing game	107	Wooden stilts	105
Toaster	146	Workbench	155
Toddler trike	144	World instruments	178
ToolKid	155	Write activity cards set 1 & 2	101
Traffic play mats	171	Writing patterns	102
Traffic sign set	170		
Transparanto	82	Z	
Transport puzzles	121	Zoo Animals wood	156
Triama	129	Zoo area	27
Trio	66	Zoo puzzles	135
Tug of war	11, 32		
Twins	86		
U			
USA puzzles	128		
V			
Vacuum cleaner	142		
Vegetable set	149		
Vehicle puzzle box	117		
Verti-blocs	59		
Vertical puzzles	114		
Verti-fix	59		
Verti-fix animals	59		
Vetrovorm	92		
W			
Walking stilts	104		
Washing machine	145		
Waterproof	56		
Weight tubes	31		
Weights	31		
What does not rhyme?	76		
What do you see?	57		
What's missing?	80		
Where does it belong?	52		
Which is wrong?	46		

Even though our catalogue has been created with the utmost care, it can nevertheless contain mistakes or inaccuracies.
All rights reserved. For our terms and conditions, please refer to the website www.heutink.com

Curriculum Educo Education

We believe that every child deserves the best possible education. That is, education with a focus on individual talents, personal results, and achievements. All of our products are based on international standards for curricula, goals and skills. They stimulate the development of a child through active, hands-on play.

The Educo products are categorized in distinct and clear learning goals and skills which are clearly stated in this catalogue.

Mathematical play		
Numeracy ▼	Measuring ▼	Geometry ▼
▶ Number sense and counting	▶ Length, area and perimeter	▶ Colour and shape
▶ Operations	▶ Weighing	▶ Sorting and serializing
	▶ Time and planning	▶ Spatial orientation

Language play				
Words ▼	Speech ▼	Discrimination ▼		
Vocabulary ▼	Communication ▼	Auditive discrimination ▼	Visual discrimination ▼	Tactile discrimination ▼

Motor play	
Motor development ▼	
▶ Fine motor skills	▶ Gross motor skills

Puzzle play				
Play and solve ▼				
Knob puzzles ▼	Inlay shelf ▼	Pieces puzzles ▼	Layer puzzles ▼	Floor puzzles ▼



